ISC
Nurturing lives since 1967

INDIA SPONSORSHIP COMMITTEE

ANNUAL REPORT
2025–26

BEYOND *Care*

BUILDING HUMANS FOR LIFE











SARATHI
Quality Settlement Program

SAKSHAM
Building women entrepreneurs
for today and future

AAKAR
Books Not Bricks!
Learning Not Labour!

ANTAR BHARATI BALGRAM SCHOOL
A launchpad for educated, future-ready and
responsible citizens of India!

ANTAR BHARATI BALGRAM
Govt Recognised CCI for 100 children

CONTENTS

SECTION	PAGE NO.
What we believe in	2
Foreword	3
The Main Event	4
Antar Bharati Balgram	5-10
Antar Bharati Balgram School	11-16
Aakar	17-22
Saksham	23-28
Sarathi	29-30
Audit Report	31-40
Legacy & Our Partners	41
Cherished Connections	42



VISION

A Society in which all children, without any distinction of caste, creed, or gender, enjoy their rights and are empowered through education to develop to their full potential, embracing values and learning to live together with faith in the human race.

MISSION

The mission of the India Sponsorship Committee is to provide children in need, the support required by them for an education that offers them opportunities that develop their full potential. Further, it seeks to create opportunities for children to become responsible, contributing members of society by helping them meet their family, social, emotional, physical, and spiritual needs.

VALUES

At the India Sponsorship Committee, we are committed to creating a workplace guided by our core values: Inclusivity, empowerment, respect, integrity, compassion, faith in Humanity, resilience, and Collaboration.

PRESIDENT



Mr. Shailesh Dalmia

TRUSTEES



Mr. Uday Shah



Ms. Sajeda Maskati



Ms. Amberin Memon

GOVERNING COUNCIL MEMBERS



Dr. Anita Shah



Mr. Hamid Moochhala



Ms. Ashima Bhat



Mr. Amitabh Shah



Ms. Meenu Dhru

LEADERSHIP TEAM AT ISC



Ms. Medha Oka
Executive Director



Adv. Santosh Chavan
Head Finance Admin HR & Legal



Ms. Monica Acharya
Head of Operations



Dr. Sandesh Kadam
Principal- Antar Bharti Balgram School



Ms.Jyoti Dhiwar
Program Head Aakar



Ms. Kranti Salve
Program Head Saksham

OUR VISION FORWORD

Dear Friends,

Nearly six decades ago, the India Sponsorship Committee was founded on a simple yet enduring belief—that no child's future should ever be determined by the circumstances of their birth. That belief continues to inspire every decision we make.

This year's theme, "Beyond Care – Building Humans for Life," captures the evolution of our journey. We have moved beyond providing protection and education to nurturing confident individuals with character, resilience, compassion, values, and the ability to shape their own futures. Whether through Antar Bharati Balgram, Antar Bharati Balgram School, Aakar, Saksham, or Sarathi, every programme is part of one connected journey—from vulnerability to opportunity, from dependence to dignity.

As the world changes rapidly, so must we. We are strengthening governance, embracing technology, using evidence to guide decisions, and building partnerships rooted in trust, accountability, and shared purpose. Innovation is important, but only when it strengthens our ability to serve people better.

The true measure of our work is not the number of programmes we run, but the number of lives that leave us stronger, wiser, kinder, and prepared for life.

To our trustees, partners, donors, volunteers, staff, alumni, and well-wishers, thank you for believing in this vision. Together, we are creating far more than success stories—we are building generations of compassionate, responsible, and confident human beings.

Shailesh Dalmia
President
India Sponsorship Committee



TURNING VISION INTO ACTION

Dear Friends,

A vision becomes meaningful only when it transforms everyday lives. Across every classroom, Balgram home, community centre, and training workshop, we witness that transformation unfolding—one child finding confidence, one young person discovering purpose, one woman achieving financial independence, and one family beginning to dream again.

At ISC, we believe that care is only the beginning. Building Humans for Life means creating environments where children are safe enough to dream, educated enough to aspire, resilient enough to overcome adversity, and empowered enough to lead meaningful lives. It also means enabling women to become entrepreneurs, supporting migrant families through education, and ensuring that every individual we serve can participate with dignity in society.

Our greatest strength continues to be our people—the caregivers, teachers, social workers, mentors, volunteers, and partners whose compassion transforms information into lasting impact.

This Annual Report is therefore not simply a record of activities. It is a reflection of lives changed, opportunities created, and futures reimagined through collective effort.

As we look ahead, we remain committed to learning, innovating, and raising the bar for ourselves—not because change demands it, but because every child and every family that places its trust in ISC deserves nothing less.

Together, we will continue to move beyond care, building confident minds, compassionate hearts, capable hands, and responsible citizens—for life.

Medha Oka
Executive Director
India Sponsorship Committee











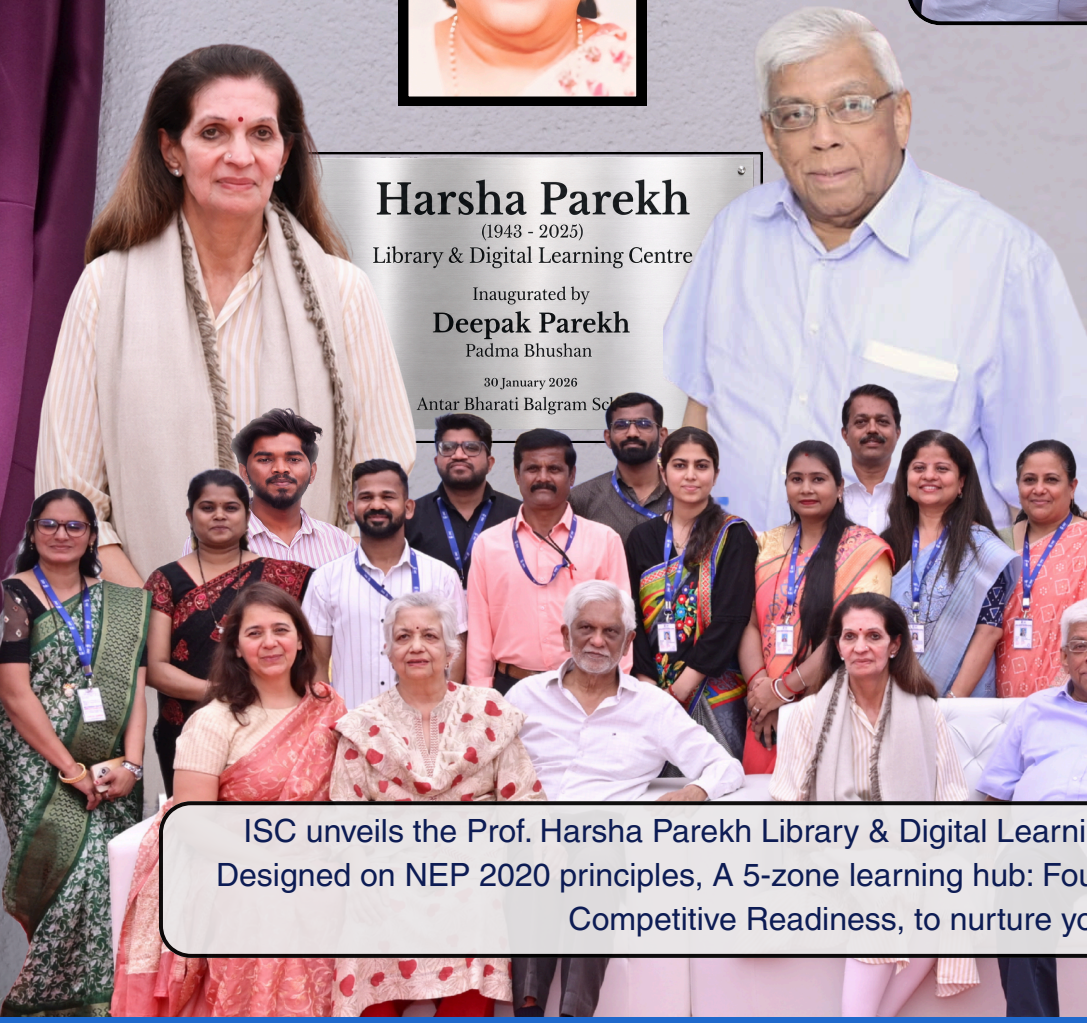

ISC unveils the Prof. Harsha Parekh Library & Digital Learning Centre, inaugurated by Padma Bhushan Shri Deepak Parekh. Designed on NEP 2020 principles, A 5-zone learning hub: Foundation & Preparatory, Literature, Science & Inquiry, and Career & Competitive Readiness, to nurture young readers, thinkers, and future leaders.

BEYOND CARE.
BUILDING HUMANS FOR LIFE.

For every child who enters Antar Bharati Balgram, our commitment extends beyond meeting today's needs. We invest in character, education, emotional well-being, life skills, and aspirations—equipping each child not merely to survive, but to thrive, contribute, and lead with purpose. Because lasting impact is measured not by the care we provide today, but by the lives our children build tomorrow.





They deserve a future.

Social Development | **Spiritual Development** | **Educational Development** | **Emotional Development** | **Physical Development** | **Family Development**

ISC
Nurturing lives since 1967

ANTAR BHARATI BALGRAM

IMPACT DASHBOARD 2025-26

BEYOND CARE, BUILDING HUMANS FOR LIFE

TOTAL NO. OF CHILDREN 104

ACHIEVEMENT
1st PRIZE
IN STATE LEVEL KABADDI COMPETITION

1 CHILD CARE & PROTECTION

Children Under Care	104
New Admissions	27
Restored to Families	5
Adoption in Process	2
Individual Care Plans	104
Missing/Runaway Children	0
Child incidence	3

IMPACT 104 children are provided safe, family-based care with Individual Care Plans and protection systems that ensure their safety and well-being.

2 EDUCATION

School Enrolment	100%
Average Attendance	99%
Academic Progress	99%
Improved Learning Levels	>80%
Receiving Remedial Education	80

IMPACT All children are enrolled in school with excellent attendance and strong academic progress. Improved learning outcomes ensure no child is left behind.

3 HEALTH & NUTRITION

Annual Health Check-up	100%
Fully Immunised Children	100%
BMI with Normal Range	100%
Anaemia Case	0
Hospitalisation Cases	4
Children Receiving Balanced Nutrition	100%

IMPACT All children are healthy and well-nourished with regular health monitoring and complete immunisation ensuring overall well-being.

4 EMOTIONAL WELL-BEING

Children Receiving Counselling (Need-based)	100%
Individual Counselling Sessions	45
Group Counselling Sessions	20
Children with Improved Emotional Well-being	90%
Positive Behaviour Improvement	75%

IMPACT Consistent counselling and emotional support strengthen resilience and promote positive behaviour in children.

5 LIFE SKILLS & YOUTH DEVELOPMENT

Life Skills Training Completed	100%
Vocational Training Participants	25
Internship Opportunities	11
Youth Placed in Employment	02
Career Guidance Sessions	6
Students Admitted to Higher Education	15

IMPACT Children and youth gain essential life skills, vocational exposure, internships and guidance for employment and higher education.

6 FAMILY STRENGTHENING

Family Visits Facilitated	100%
Family Counselling Sessions	20
Children Restored to Families	5
Parent Meetings Conducted	2

IMPACT Strong family engagement helps rebuild relationships and successfully reunites children with their families.

7 QUALITY OF CARE & CHILD PARTICIPATION

Child Satisfaction Survey	98%
Child Grievances Resolved within 10 days	100%
Child Committees Meeting conducted	12
Children Participating in Decision Making	90%

IMPACT Children actively participate in decisions and their voices are heard through effective grievance redressal and child committees.

8 SAFETY & SECURITY

Security Incidents	0
Fire Drills Conducted	1
Disaster Drills Conducted	1
CCTV Operational Uptime	100%

IMPACT A safe and secure environment with regular drills and 100% CCTV uptime ensures the safety of all children.

9 HUMAN RESOURCES

Staff Positions Filled	95%
Staff Retention Rate	85%
Staff Trained on CP	100%
Employee Satisfaction	95%

IMPACT A trained and committed team delivers consistent, quality care with high retention and satisfaction.

10 COMPLIANCE & GOVERNANCE

JJ Act Compliance	100%
Statutory Registers	100%
Internal Audits Completed	100%
CWC Inspections	100%

IMPACT Full compliance and strong governance ensure transparency, accountability and protection of child rights.

11 FINANCIAL SUSTAINABILITY

Budget Utilisation	100%
CSR Partners	3
Individual Donors	35

Cost per Child / Month
₹ 12,500

IMPACT Efficient financial management and strong donor support ensure sustainable, uninterrupted care for every child.

12 INFRASTRUCTURE

Preventive Maintenance Completed	100%
Major Project Progress	On Track
Safety Compliance	100%
Infrastructure Index	A+

IMPACT Well-maintained infrastructure and ongoing improvements create a safe, nurturing and enabling environment for children.

IMPACT AT A GLANCE

104	27	5	100%	99%	99%	100%	100%	25	15	98%
Children Under Care	New Admissions	Restored to Families	School Enrolment	Average Attendance	Academic Progress	Health Check-ups & Immunisation	Counselling Coverage	Vocational Trainees	Higher Education Admissions	Child Satisfaction

OUR PROMISE, THEIR FUTURE

- Safe and nurturing home for every child
- Quality education for a brighter tomorrow
- Good health and balanced nutrition
- Life skills and opportunities for independence
- Active child participation and strong values
- Secure, compliant and sustainable care

Together, we are building resilient, confident and independent young individuals who are prepared for life. | EVERY CHILD SAFE • EVERY CHILD LEARNING • EVERY CHILD THRIVING

A Home, A Heart, A Family Start

(Family Based Care at Balgram)

We celebrate together, we comfort each tear.
We learn with courage, with loved ones near.
We play, we grow, each passing day—A family
forever, in every way.





Sadan Mata-The Wind Beneath Every Child's Wings



Together We Grow



Together We Celebrate



Together We Share

Health & Wellbeing:
A Foundation for Life







With nutritious meals, preventive healthcare, weekly health check-ups, and timely medical support, Balgram nurtures children who are healthy, strong, and ready for life.

NUTRITION SUPPORT
Balanced meals for healthy growth and development.

PHYSICAL WELLNESS
Fitness, sports and active living for a stronger tomorrow.

MEDICAL CARE
Regular check-ups, early detection and personalised care.







CHAMPIONS

on and off the field!

State-Level Chacha Nehru Bal Mahotsav 2025–26: Antar Bharati Balgram, Lonavala, secured four **1st** Prizes and two **2nd** Prizes across Kabaddi, Kho-Kho, and Relay events, showcasing exceptional teamwork, discipline, and sporting excellence at the state level.

Power, teamwork and determination led our young athletes to **glory**.



KHO-KHO



KABADDI

State Level
CHAMPIONS

One Team.
One Dream.
One Victory!

Proud of our champions!

Every game. Every point. Every win. A step towards confidence and a stronger mind!

KRITIKA

Strength. Support. Success.

Kritika joined Antar Bharati Balgram after a break in her education and found it difficult to adjust from a Marathi-medium to an English-medium school.

With counselling, personalised academic support, and constant encouragement from caregivers and teachers, she regained her confidence and improved her academic performance from 48.67% to 62.67%. Alongside her studies, she won a State-Level Gold Medal in Kabaddi, reflecting her remarkable academic, personal, and sporting growth.



KRITIKA MANE (NAME CHANGED)

ROHAN

Healthy & Confident | **Making Excellent Progress in Studies** | **Actively Involved in Daily Activities**

11 years ago, Rohan arrived at Balgram with a quiet heart and one plea: “Take me back home.” Today, that same Rohan is a keen nature lover who finds his soul in gardening, trekking, and sports.



ROHAN KAKDE (NAME CHANGED)

The therapeutic ecosystem of Balgram, along with the care, love, and support of the caregiving staff, helped him discover his inner drive.

Having secured 68.40% in his Board exams, Rohan’s new goal is to join the Indian Army and serve the society that gave him the confidence.

Balgram gave him roots, Now he wants to give back wings.

NURTURING BRIGHT MINDS. BUILDING HUMANS FOR LIFE.

At Antar Bharati Balgram School, education is far more than academic excellence. We nurture curious minds, compassionate hearts, resilient character, and the confidence to navigate an ever-changing world. Within a safe, inclusive, and child-centred environment, every learner is empowered to think critically, dream boldly, and grow into a responsible citizen. Because true education is not only about preparing children for examinations—it is about preparing them for life.





Learn. Grow. Transform.

PANCH TATVA: INSPIRED BY THE PHILOSOPHY, NURTURING EVERY DIMENSION OF STUDENTS

ISC
Nurturing lives since 1967

ANTAR BHARATI BALGRAM SCHOOL

IMPACT DASHBOARD

FY 2025-26

Reporting Period
April 2025 – March 2026

Total Students
222

Classes
1 to X

SCHOOL ENROLMENT
222
Students

AVERAGE ATTENDANCE
92.87%

STUDENTS PASSED ANNUAL EXAM
97.3%
(216 / 220)

HIGHER ACHIEVEMENTS
14
(4 Scholarship + 10 Olympiad)

TEACHER STUDENT RATIO
1 : 14

LEARNING IMPROVEMENT
> 80%

1. ACADEMIC PERFORMANCE

School Enrolment	222
Average Attendance	92.87%
Students Passed Annual Exam	216/220
Overall Pass Percentage	97.3%
Students with Distinction	130
Students with First Class	72
Remedial Education – Students Supported	96
Maharashtra State Scholarship Qualified	4
State Level Olympiad Qualified	10

IMPACT Strong academic foundation and continuous improvement in learning outcomes.

2. TEACHING & LEARNING

Teachers with Required Qualifications	100%
Teachers Trained (7 Trainings / year)	100%
Quality Circles (8 / year)	100%
Micro Teaching Sessions (40)	100%
Peer Lesson Observations (40)	100%
Online Training (50 Hrs.)	100%
Use of digital learning per week	>18
Student Teacher Ratio	1 : 14
Lesson Plan Completion	100%
Assessment & Feedback	100%

IMPACT Engaged classrooms, effective teaching and quality learning.

3. CO-CURRICULAR & EXTRA CURRICULAR

Students Participating in Co-curricular Activities	100%
Sports Participation	100%
Interschool Competitions (Participated)	18
Interschool Competitions (Won)	12
Saturday Sparks Activities	6
Annual Events Conducted	12
Student Leadership Opportunities Provided (Trainings & Events)	6

IMPACT Confident, expressive and well-rounded students.

4. LIFE SKILLS & VALUE EDUCATION

Life Skill Sessions Conducted	40
Theme Based Assembly	20
Health & Hygen Sessions	9
Environmental Talk Activity Conducted	5
Community Service Activity	5
Students Showing Positive Behaviours	>85%

IMPACT Responsible, empathetic and value-driven students.

5. STUDENT WELL-BEING (Positive Behaviour)

Indicator	2024-25	2025-26	Reduction in %
Fights & Bullying	18	8	55.55%
Teasing & Body Shaming	14	9	42.85%
Unauthorized Materials	2	0	100%
Verbal Abuse & Intimidation	11	7	36.36%
Stealing & Absconding	7	3	57.14%
Lying & Cheating	21	14	33.33%
Irregular to School (>4 Days Leave)	41	18	56.09%
Infatuation Cases	35	21	40%

IMPACT Emotionally healthy and happy learners.

6. INFRASTRUCTURE & RESOURCES

Classroom in Good Condition	100%
Digital Classroom / AV Room Utilization	>70%
Library Utilization	>80%
Digi Lab Utilization	>85%
Drinking Water & Sanitation	100%
Safety & Security Compliance	100%

IMPACT Safe, modern and conducive learning environment.

7. INCLUSION & EQUITY

Students From Economically Weaken Section	100%
Girls Enrolment	49%
Children with Remedial Education	96
Freeship Provided	100%

IMPACT Equal opportunities for all children to learn and grow.

8. PARENT & COMMUNITY ENGAGEMENT

Parent Meeting Conducted	5
Parents Participation Rate	>80%
PTA / SMC Meetings Conducted	5
Coffee with Principal	6
Tea with Teachers	6
Feedback from Parents (Satisfaction Score)	>90%

IMPACT Strong school-home-community partnership.

9. GOVERNANCE & COMPLIANCE

UDISE + Grade	A+
Statutory Compliance	100%
School Committees (Mandatory)	100%
Internal Assessment Conducted Timely (Twice a Term)	100%
Records & Documentation Maintained	100%
External Audit Compliance (SGSA) – A Grade	100%

IMPACT Transparent, accountable and well-governed institution.

IMPACT IN ACTION *(Highlights of the Year)*

- **222** Students Enrolled
- **97.3%** Pass Percentage in Annual Exam
- **14** Scholarships & Olympiad Qualified
- **>18** Digital Learning Sessions per Week
- **Strong** Parent & Community Engagement

OUR PURPOSE

To provide holistic, quality education that nurtures every child's potential and prepares them to become responsible, compassionate and future-ready citizens.

LOOKING AHEAD

Building on our strengths to create an innovative, inclusive and student-centred learning environment for a brighter future.

Educating Today, Empowering Tomorrow.

PRITHVI
(EARTH)

PHYSICAL
Strength, Stamina, Discipline & Well-being

ABBS Focus: Health, Fitness, Sports, Discipline

Through sports coaching, intensive practice, and Scout & Guide values, we build endurance and discipline. Inter-House events discover talent and prepare champions for interschool stages.



JAL
(WATER)

ADAPTABILITY
Flexibility, Resilience, Emotional Balance & Growth

ABBS Focus: Counselling, Arts, Life Skills, Wellbeing

From therapeutic Arts, Djembe-NLP, and Life Skills to Leadership workshops, Sparkling Saturdays, and Democracy in Action — every experience builds emotional flexibility. Students learn to navigate challenges with the resilience and adaptability of water.





Strong Body, Strong Mind.

VAYU
(AIR)

INTERPERSONAL

Communication, Empathy, Teamwork & Relationships

ABBS Focus: Leadership, Communication Skills

Through Cyber Dindi, Outreach, Stakeholder Engagement, and Annual Day, every student learns to speak, listen, and collaborate.

We nurture confident, creative, and socially aware communicators.





ABBS Focus: Academics, STEM, digital learning, innovation

Hands-on learning from Digi Lab and Paddy Field to exhibitions and theme assemblies' sparks curiosity. We shape students who carry the flame of inquiry toward the future.

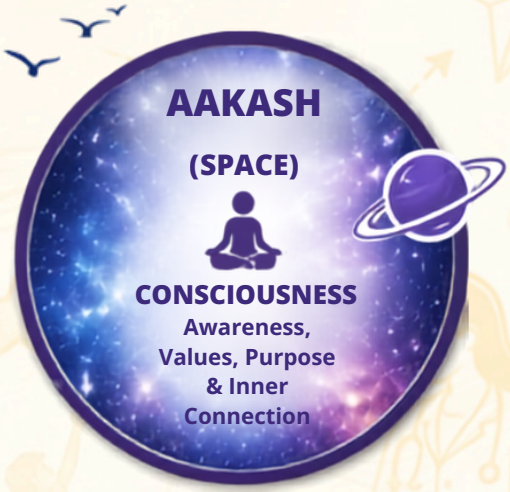

ABBS Focus: Purpose, values, reflection

At ABBS, SMART goals create big results.

Our students have shown Steady and consistent growth with an average score of 72.19% in 2025-26, from 68.13% in 2024-25. (4.05% per year)

Milestones: First Gold in Science & Math Exhibition, National SDG School Award + Top 50 in India, ₹75,000 Runner-Up at Principal's Conclave, and Best Young Inspiring Teacher – Mr. Kumar Chorge.

At ABBS, conscious minds aim high — and achieve.















Every Child
CAN SHINE

Amar entered the classroom with boundless energy and curiosity, finding it difficult to stay focused. Through art-based activities, sensory games, counselling support, and interactive learning programmes such as Number Ninja, Speaking Circle, and Digi World Phonics, he gradually developed concentration, literacy, and numeracy skills. Fine motor activities also improved his writing and pencil grip. Today, Amar is a confident learner, reflecting how patience, personalised support, and the right learning environment can help every child thrive.



Amar Singh (Name Changed)



Aadhar Kamble (Name Changed)

From SELF-DOUBT *to* SUCCESS

Aadhar Kamble began as a quiet Class 4 student, scoring 62% and struggling with reading, confidence, and classroom participation. With the unwavering support of his Principal and teachers, he gradually developed better learning habits, gained confidence, and discovered his potential.

By Class 6, Aadhar had transformed into a confident learner and active sports participant, securing 2nd rank with 75%. His journey proves that no child is ordinary—every child can succeed with encouragement, perseverance, and the courage to keep trying.

Aadhar's story reminds us that great success often begins with the smallest steps.

BREAKING THE CYCLE OF POVERTY. BUILDING HUMANS FOR LIFE.

BOOKS NOT BRICKS! LEARNING NOT LABOUR!

Migrant families working in brick kilns live on the margins, facing deep socio-economic challenges that often deprive children of their rights, education, health, and a safe childhood. Child labour, malnutrition, substance abuse, unsafe living conditions, gender inequality, and limited livelihood opportunities trap generations in a cycle of poverty.

Through Aakar, we work to break this cycle by ensuring children access education, protection, and holistic development, while empowering women and adolescents with skills, confidence, and opportunities for sustainable livelihoods. Beyond immediate needs, Aakar builds resilience, dignity, and brighter futures—Building Humans for Life.



CHILDREN REACHED
500+

LEARNING CENTRES
ON-SITE

COMMUNITIES SUPPORTED
PUNE BRICK KILNS

ISC
Nurturing lives since 1967

AAKAR
IMPACT DASHBOARD
FY 2025-26

Empowering Brick Kiln & Migrant Families Through Education, Health, Nutrition & Livelihoods

Reporting Period
Apr 2025 – Mar 2026

Locations
7 Locations

Learning Centres
18 Centres

Communities Served
Migrant labours (Brick Kiln)

Children Reached (Cumulative)	Children Enrolled (Current Year)	Average Attendance	Children Improved Grade Level	Health Camps Conducted	Women Reached
4,500	548	80%	90%	21	126

1. EDUCATION

Indicator	Target	Achievement
Children Enrolled	600	548
Average Attendance (%)	100%	91.33%
Children Completing Academic Year	363	363
Children Improving Grade Level	335	335
Retention Rate in School (%)	100%	99%
Learning Kits Distributed	0	80%
Digital Learning Sessions Conducted	20	20
Teachers / Tutors Trained	8	8

IMPACT: Ensured regular attendance and 99% retention rate, strengthening learning outcomes.

2. FAMILY STRENGTHENING PROGRAM

Indicator	Target	Achievement
Children Trained in Basic Digital Skills	60	57
Digital Learning Sessions	60	55
Community Digital Centre Access	3	3
Girls Trained in Digital Literacy	17	17
Digital Content Access Provided	40	40
Women Participated in Skill Training	20	29

IMPACT: Strengthened digital knowledge, women's lifeskills increasing household income and family resilience.

3. HEALTH & NUTRITION

Indicator	Target	Achievement
Health Camps Conducted	11	21
Children Health Check-ups	549	548
Anemia Screening Completed	-	3
Children Treated for Common Illnesses	-	75 p.m
Nutrition	548	548

IMPACT: Early health identification and nutrition awareness improved well-being.

4. COMMUNITY DEVELOPMENT

Indicator	Target	Achievement
Community Meetings Conducted	10	20
Community Volunteers Engaged	36	36
Awareness Sessions Conducted	10	12
Key Community Issues Addressed	100%	100%
Community Events / Campaigns	10	15

IMPACT: Awareness and engagement strengthened community participation.

5. ADULT LITERACY

Indicator	Target	Achievement
Adults Enrolled for Literacy Program	40	97
Adults Completing Literacy Program	40	76
Women in Literacy Program	40	74
Literacy Classes Conducted	128	110

IMPACT: Adults learned basic reading, writing and essential daily skills.

6. VOCATIONAL SKILLS & LIVELIHOODS

Indicator	Target	Achievement
Youth Enrolled in Skill Training	10	10
Youth Completing Training	10	10
Youth Placed / Self-employed	0	4
Skill Training Batches Conducted	1	1

IMPACT: Youth gained employable skills, enhancing self-reliance.

7. CHILD PROTECTION & WELL-BEING

Indicator	Target	Achievement
Child Protection Sessions Conducted	2	2
Cases Identified & Supported	0	5
Children Counselling Provided	0	15
Safe Spaces Sessions	2	2
Recreational Activities Conducted	3	3

IMPACT: Safe spaces and counselling supported children's well-being.

8. MONITORING, LEARNING & EVALUATION

Indicator	Target	Achievement
Quarterly Evaluation Conducted	4	4
Learning Assessments Conducted	2	2
Household Surveys Completed	-	345
Data Quality Score (%)	100%	90%
Documentation Completed	100%	100%

IMPACT: Regular monitoring provided valuable insights for better planning.

9. INFRASTRUCTURE & RESOURCES

Indicator	Target	Achievement
Learning Centres Functional	18	18
Learning Materials Provided	18	18
Centre Maintenance Completed	3	3
Resources Mobilized (Rs.)	0	0
Partner Collaborations	0	5

IMPACT: Functional centres and resources ensured effective learning.

10. OUTCOME DASHBOARD (CHANGE ACHIEVED)

Outcome Area	% Children / Beneficiaries Showing Improvement
Improved Academic Performance	90%
Regular School Attendance	91%
Improved Health & Nutrition Status	88%
Increased Digital Skills	87%
Enhanced Life Skills & Confidence	89%
Improved Livelihoods for Women	85%
Strong Community Participation	92%

OVERALL OUTCOME INDEX

89%

High Impact

11. BOARD IMPACT SCORECARD (OVERALL)

Domain	Weightage	Score (%)	RAG Status
Education	20%	92%	●
Health & Nutrition	15%	90%	●
Digital Literacy	10%	87%	●
Women Empowerment	10%	85%	●
Community Development	10%	92%	●
Vocational Skills & Livelihoods	10%	88%	●
Child Protection & Well-being	5%	N/A	●
Governance & M&E	5%	90%	●
Infrastructure & Resources	5%	90%	●
Financial Sustainability	5%	90%	●
OVERALL INSTITUTIONAL PERFORMANCE	**100%**	**89%**	●

KEY HIGHLIGHTS THIS YEAR

- 548 children enrolled in education with 99% retention rate.
- 91.33% average attendance ensures consistent learning.
- 548 children received regular health check-ups.
- 21 health camps conducted reaching 1,222 beneficiaries.
- 57 children trained in basic digital skills.
- 29 women participated in skill training.
- 97 adults enrolled in literacy, 76 completed the program.
- 10 youth completed skill training, 4 placed/self-employed.
- All 18 learning centres are functional and well-maintained.
- Strong community participation through 20 meetings and 15 events.

IMPACT IN ACTION (Stories Behind the Numbers)

Children are learning better and staying in school regularly.

Health and nutrition support is improving lives every day.

Digital skills are opening new opportunities for our children.

Women are earning, leading and building stronger futures.

Together, we are shaping stronger communities and brighter futures.

CREATING **BETTER** LEARNING OPPORTUNITIES

that changes lives...

Throughout the year, the Aakar Programme strengthened educational opportunities for children of migrant brick kiln workers by providing early childhood education, academic support, and building school readiness.









629

Children completed learning milestones

65

Children mainstreamed into formal schools

22

Students passed Grade X & XII Board Exams

20

Scholarships awarded with support from JSV Foundation

Inspiring LEARNING BEYOND the Classroom



Learning extended beyond textbooks through innovative educational initiatives that nurtured **confidence, curiosity,** and **lifelong learning.**

Digital Learning Programme

Helped 40 children significantly improve their English language proficiency and academic skills.



Mobile Library Van

Reached more than **300** children every month, encouraging reading habits and a love for books.



Capacity-Building programmes for Teachers

Enhanced teaching quality, communication skills, and professional competencies, ensuring children received engaging and effective learning experiences.



HEALTH, NUTRITION & WELL-BEING

629
CHILDREN
received nutritious meals for better health.



750–800
COMMUNITY MEMBERS
accessed healthcare through the Mobile Medical Van.



79
FAMILIES
benefited from ABHA Cards, Ayushman Bharat, Sukanya Saniriddhi Yojana, and Post Office Savings Accounts.

- ABHA CARDS
- AYUSHMAN BHARAT
- SUKANYA SAMIRIDDHI YOJANA
- POST OFFICE SAVINGS ACCOUNTS

WOMEN EMPOWERMENT & COMMUNITY DEVELOPMENT

50
WOMEN
completed Tailoring & Sewing Training, creating sustainable livelihood opportunities.



68
ADULTS
became functionally literate through the Adult Literacy Programme.



CONFIDENCE, LEADERSHIP & HOLISTIC DEVELOPMENT

SPORTS
Promoting physical fitness, discipline and teamwork.



CULTURAL ACTIVITIES
Nurturing creativity, expression and confidence.



LEADERSHIP INITIATIVES
Building responsibility, communication and decision-making skills.



LIFE SKILLS
Empowering children with essential skills for life and future.







PADMAVATI JADHAV

Dreams don't have limits. With education, every girl can rise.



GANESH BIRADAR

A Journey of Courage, Support & Growth



Padmavati (19) from the Banjara community migrated with her family to a brick kiln from Parbhani. Due to poverty and social norms, she was deprived of education and faced the risk of early marriage.

Through ISC's continuous counselling and educational support, Padmavati and her siblings were enrolled in school and encouraged to continue their studies. Despite social pressure to discontinue her education after Grade 12, ISC's intervention helped her pursue higher education.Today, Padmavati is pursuing F.Y.B.A., has completed the MH-CET course, and is training at a Police Recruitment Academy with ISC's support.

Education gave her strength. Support gave her wings. Now, she is chasing her dreams!

Ganesh Gopal Biradar migrated with his family to the brick kilns in Man after the loss of his father, leaving his mother as the family's sole breadwinner. He joined the Aakar Programme while studying in Grade 2 and was later mainstreamed into formal education with ISC's support. Initially shy and lacking confidence, Ganesh gradually grew into a hardworking and determined student through continuous guidance and encouragement. He successfully completed Grade 10, and with an educational scholarship facilitated by ISC, is now continuing his higher secondary (Grade 12) education—demonstrating how timely support can transform a child's future.

With the right support and opportunities, every child can build a brighter future.

CREATING LIVELIHOODS. BUILDING HUMANS FOR LIFE.

The ISC Saksham Initiative empowers women with market-relevant skills, entrepreneurship, and sustainable livelihood opportunities that foster financial independence and self-reliance. Through vocational training, enterprise development, and strong community networks, women gain the confidence to lead, earn, and create lasting change.

Beyond economic empowerment, Saksham strengthens families, uplifts communities, and helps break the cycle of poverty—Building Humans for Life.



TAILORING & LIVELIHOOD SKILLS

HANDS-ON TRAINING

WOMEN'S EMPOWERMENT

FINANCIAL INDEPENDENCE

SUSTAINABLE FUTURES

Empowered women empower families and build stronger communities.

ISC
Nurturing lives since 1967

SAKSHAM IMPACT DASHBOARD

FY 2025 - 26

Empowering Women through Skill Development, Livelihoods and Entrepreneurship

REPORTING PERIOD
Apr 2025 – Mar 2026

Women Beneficiaries
932 (Cumulative)

Women Trained	Women Trained	Placed / Self-employed	Avg. Monthly Income	Production Orders	Exhibitions / Fairs
932	222	178	₹2,670	132	36
Cumulative	This Year			Bulk Orders	Participations

1. SKILL DEVELOPMENT

Indicator	Target	Achieved
Women Enrolled	190	177
Batches Conducted	–	14
Women Completing Training	–	84%
Training Modules Covered	–	100%
Pre & Post Assessment	–	100%
Trainer capacity building sessions		50

IMPACT
Women strengthened their market-oriented skills through structured training and capacity building.

2. LIVELIHOOD & PRODUCTION

Indicator	Target	Achieved
SHG Producing Units	3	3
Production Orders Executed	–	132
Products Manufactured (Units)	–	6,087
Product Quality Compliance	>95%	97%
Raw Material Provided Timely	100%	97%

IMPACT
SHGs produced quality products and expanded their production readiness and market opportunities.

3. INCOME & ECONOMIC EMPOWERMENT

Indicator	Target	Achieved
Women With Increased Income	–	83
Avg. Monthly Income Increase	–	₹2,670
Women Earning Regularly	–	106
Women with Savings Account	100%	95%
Access to Credit / Linkages	15	39
Financial Literacy Sessions		4

IMPACT
Women strengthened their income generation, savings behaviour and access to financial linkages.

4. SHG STRENGTHENING

Indicator	Target	Achieved
SHGs Formed / Active	3	3
SHG Women Members	45	45
SHG Monthly Meetings	12	15
SHG Bank Linkages	100%	100%
Internal Savings Mobilised	–	₹53,800

IMPACT
SHGs became more organised, financially active and capable of managing collective enterprise activities.

5. MARKET LINKAGES & ENTERPRISE DEVELOPMENT

Indicator	Target	Achieved
Exhibitions / Fairs Participated	20	36
New Buyer Linkages Created	–	5
Repeat Orders Received	–	100%
Branding & Packaging Developed	–	100%

IMPACT
Women accessed markets, developed buyer linkages and gained exposure to entrepreneurship and enterprise development.

6. DIGITAL & BUSINESS SKILLS

Indicator	Target	Achieved
Entrepreneurship Orientation Sessions	–	4
Women Participated	–	65
Business Planning / Readiness	–	Strengthened
Market Exposure	–	36 fairs

IMPACT
Business orientation and market exposure strengthened women's readiness to engage with customers and markets.

7. PERSONAL GROWTH & CONFIDENCE

Indicator	Target	Achieved
Social Empowerment	235	85%
Women Reporting Improved Confidence	–	95%
Leadership Development Sessions	–	15
Exposure Visits Provided	–	5
Women in Leadership SHG / Community	–	20

IMPACT
Women demonstrated stronger confidence, leadership, decision-making and participation in community and SHG processes.

8. COMMUNITY IMPACT

Indicator	Target	Achieved
Community Surveys	10	10
Families Benefited (Indirect)	940	888
Women Role Models Developed	–	15
Support from Local Stakeholders	Yes	Yes
Rent-Free Training Venues secured	–	4

IMPACT
Community support expanded women's participation, role-model development and access to enabling spaces.

9. MONITORING & EVALUATION

Indicator	Target	Achieved
Monitoring Visits Conducted	–	12
Quarterly Reviews Completed	4	4
Beneficiary Skilling Feedback	>90%	90%
Data Quality Score	>90%	100%
Impact Assessment Conducted	1	1

IMPACT
Regular monitoring, reviews and beneficiary feedback strengthened programme quality and evidence-based decision making.

10. SUSTAINABILITY

Indicator	Target	Achieved
Women Continuing Enterprise	–	15
Repeat Buyers / Long-Term Orders	–	8
Profit Reinvested in SHG	–	Yes
Orders from External Clients	–	55

IMPACT
Enterprises are moving toward continuity through repeat buyers, external orders, reinvestment and institutional linkages.

11. OUTCOME DASHBOARD (CHANGE ACHIEVED)

Indicator	Achieved
Skill Level Improvement	84%
Increase in Monthly Income	90%
Financial Independence	50%
Confidence & Self-esteem	100%
Employment / Self-employment	84%
Leadership & Decision Making	85%
Overall Well-being	90%

84% Overall Index

12. BOARD IMPACT SCORECARD (OVERALL)

Domain	Weight	Score
Skill Development	15%	84%
Livelihood & Production	15%	87%
Income & Economic Empowerment	15%	84%
Data Strengthening	10%	86%
Market Linkages & Enterprise Dev.	10%	85%
Digital & Business Skills	10%	82%
Personal Growth & Confidence	5%	87%
Community Impact	5%	85%
Sustainability	5%	83%

KEY HIGHLIGHTS THIS YEAR

- 222 women trained in market-relevant skills
- 132 production orders executed
- 178 women placed / self-employed
- Avg. monthly income increase ₹2,670

IMPACT IN ACTION (STORIES BEHIND THE NUMBERS)

Income: 83 women reported increased income, with an average monthly increase of ₹2,670.

Enterprise: 15 women continued enterprise activity, supported by repeat orders and market linkages.

OUR VISION

Empowered women building prosperous families and stronger communities.

> "Skilled Women. Strong Families. Empowered Communities."

EMPOWERING WOMENS TOWARDS SUSTAINABLE LIVELIHOODS



During **2025–26**, the ISC Sakham Initiative strengthened its commitment to empowering women through **skill development, sustainable livelihood opportunities, entrepreneurship**, and **community leadership**.

By equipping women with market-relevant vocational skills, entrepreneurial capabilities, and a supportive peer network, the initiative enabled them to enhance their earning potential, strengthen their financial independence, and contribute meaningfully to the well-being of their families and communities.





222 Women Enrolled

95 Completed Basic Tailoring Course

82 Completed Advanced Tailoring Course

45 Women in 3 SHGs

Creating Sustainable Livelihoods

The programme translated skills into sustainable livelihood opportunities.











83
Women engaged in production and income-generating activities

97
Money saved is Money earned Women lowered household expenditure by stitching for their families

55
Women earned additional monthly income through independent orders

Up to ₹5,000
Women earned up to ₹5,000 per month

83
Families economically uplifted and financially strengthened

MOBILISATION TO EMPOWERMENT:

BUILDING STRONG SELF HELP GROUPS





Beyond skill training, the programme strengthened women's leadership and entrepreneurial capabilities. 45 women across three Self-Help Groups enhanced their leadership skills, while 15 women emerged as Community Tailoring Trainers, independently conducting tailoring classes in their communities. Women also gained practical experience in production planning, banking operations, inventory management, customer interaction, product marketing, and enterprise management, enabling them to confidently manage livelihood initiatives.





PRACTICAL EXPERIENCE GAINED IN

- Program Planning
- Banking Operations
- Inventory Management
- Customer Interaction
- Product Marketing
- Enterprise Management

From LEARNING to LEADING

A Journey of Skill, Strength and Self-Reliance



FARZANA CHAUDHARY
Jagruti Self-Help Group Member
Saksham Programme

"When women are equipped with skills and opportunities, they don't just earn an income—they inspire change for their families and communities."

Farzana Chaudhary – A Journey of Skill & Self-Reliance

Farzana Chaudhary (39), from Laxminagar, joined the ISC Saksham Programme in June 2025 with a passion for stitching. Through Saksham's Skill Development Training, she mastered sample stitching, product development, quality control, production planning, and portal management.

Her dedication led her to complete the highest number of Runuk Jhunuk (an apparel brand) orders (Oct–Dec), earning **₹16,000**—the highest income during that period.

Today, she earns around **₹6,000** per month, contributes to her family's income, manages portal & production activities, and mentors newly joined women, inspiring them towards financial independence.



DHAMMADINA SHYAM BAGADE
Prerna Self-Help Group Member
Saksham Programme

"Empowering one woman creates opportunities for many."

Dhammadina Shyam Bagade – From Tailor to Trainer

Dhammadina Shyam Bagade (40), from Balaji Nagar, Yerwada, Pune, joined the Saksham Programme in November 2023 to upgrade her tailoring skills.

Through Saksham, she learned to make designer blouses, purses, pouches, and bags, along with costing, pricing, raw material management, and advanced pouch-making.

Today, she earns ₹3,000–₹5,000 per month, supporting her children's education and household expenses.A proud milestone was setting up her own stall at the Saksham Women's Day Programme. She now trains other women in purse and pouch making, helping them become financially independent.

GUIDING JOURNEYS.
BUILDING HUMANS FOR LIFE.

DISCOVER. LEARN. GROW.

Sarathi empowers young people to discover their strengths, develop life and career skills, and confidently navigate the journey to higher education, employment, and independent living. Through guidance, mentoring, and opportunity, aspirations are transformed into achievement and potential into purpose.

Beyond care, we equip every young person to lead with confidence, contribute with dignity, and build a future of their own—Building Humans for Life.



SCIENCE ARTS COMMERCE ITI MANAGEMENT

Preparing Young Minds for Careers, Confidence, and Life.



"Dream. Prepare. Serve. Inspire."

KUNAL KADAM

FROM BALGRAM TO A BADGE: KUNAL'S JOURNEY OF PURPOSE

Kunal joined Antar Bharati Balgram at age six and spent 12 transformative years growing into a confident young man. After scoring 77.57% in SSC, he pursued Arts with the goal of joining the Indian Police Force.

Through the Learn & Earn initiative, Kunal now works as an Assistant Trainer at Garware Club House, earning ₹18,000 per month while completing his BA in Political Science. He is saving to join an academy and prepare for the IPS—truly embodying the spirit of Sarathi through independence, perseverance, and purpose.

Goal: To Become an IPS Officer

Education: BA in Political Science (Final Year)

Profession: Assistant Trainer Garware Club House

Dream: Serving the Nation with Pride



"Turning curiosity into skill. Building a future with confidence."

OM HARNE

FROM RESTLESS ENERGY TO MECHANICAL EXCELLENCE: OM'S JOURNEY

Once known for his pranks and restless energy, Om Harne found his true calling in machines. After scoring 83.86% in his SSC, he completed an ITI course in Motor Vehicle Mechanics with an 8.7 CGPA, followed by an apprenticeship at TATA Motors.

He later secured direct admission to the second year of a Diploma in Mechanical Engineering at Jahind Polytechnic while working as a trainee at TATA Motors and earning ₹16,000 per month. Now in his third year, Om's journey reflects the spirit of Sarathi—transforming energy into expertise and building a confident career with pride.

Goal: To Become an Automobile Engineer

Education: Diploma in Mechanical Engineering (3rd Year)

Profession: Trainee at TATA Motors ₹16,000 per month

Dreams: A Successful Career in Engineering

INDEPENDENT AUDITOR'S REPORT

To the Board of Trustees of India Sponsorship Committee
(Registration no. F-1548(Mumbai)

Opinion

We have audited the financial statements of India Sponsorship Committee (the TRUST), which comprise the Balance sheet as at March 31, 2026, and the Income and Expenditure Account for the year then ended, and notes to the financial statements, including a summary of significant accounting policies.

In our opinion, the accompanying financial statements give a true and fair view of the financial position of the entity as at March 31, 2026, and of its financial performance for the year then ended in accordance with generally accepted accounting principles accepted in India.

Basis for Opinion

We conducted our audit in accordance with Standards on Auditing (SAs). Our responsibilities under those Standards are further described in the Auditor's Responsibilities for the Audit of the Financial Statements section of our report. We are independent of the entity in accordance with the ethical requirements that are relevant to our audit of the financial statements, and we have fulfilled our other responsibilities in accordance with these requirements. We believe that the audit evidence we have obtained is sufficient and appropriate to provide a

Basis For Our Opinion.

Responsibilities of Management and Those Charged with Governance for the Financial Statements

Management is responsible for the preparation of the financial statements in accordance with the Act and for such internal control as management determines is necessary to enable the preparation of financial statements that are free from material misstatement, whether due to fraud or error.

In preparing the financial statements, management is responsible for assessing the entity's ability to continue as a going concern, disclosing, as applicable, matters related to going concern and using the going concern basis of accounting unless management either intends to liquidate the entity or to cease operations, or has no realistic alternative but to do so.

Those charged with governance are responsible for overseeing the entity's financial reporting process.

Auditor's Responsibilities for the Audit of the Financial Statements

Our objectives are to obtain reasonable assurance about whether the financial statements as a whole are free from material misstatement, whether due to fraud or error, and to issue an auditor's report that includes our opinion. Reasonable assurance is a high level of assurance, but is not a guarantee that an audit conducted in accordance with SAs will always detect a material misstatement when it exists. Misstatements can arise from fraud or error and are considered material if, individually or in the aggregate, they could reasonably be expected to influence the economic decisions of users taken on the basis of these financial statements.

As part of an audit in accordance with SAs, we exercise professional judgment and maintain professional skepticism throughout the audit. We also:

• Identify and assess the risks of material misstatement of the financial statements, whether due to fraud or error, design and perform audit procedures responsive to those risks, and obtain audit evidence that is sufficient and appropriate to provide a basis for our opinion. The risk of not detecting a material misstatement resulting from fraud is higher than for one resulting from error, as fraud may involve collusion, forgery, intentional omissions, misrepresentations, or the override of internal control.

• Obtain an understanding of internal control relevant to the audit in order to design audit procedures that are appropriate in the circumstances, but not for the purpose of expressing an opinion on the effectiveness of the entity's internal control.

• Evaluate the appropriateness of accounting policies used and the reasonableness of accounting estimates and related disclosures made by management.

• Conclude on the appropriateness of management's use of the going concern basis of accounting and, based on the audit evidence obtained, whether a material uncertainty exists related to events or conditions that may cast significant doubt on the entity's ability to continue as a going concern. If we conclude that a material uncertainty exists, we are required to draw attention in our auditor's report to the related disclosures in the financial statements or, if such disclosures are inadequate, to modify our opinion. Our conclusions are based on the audit evidence obtained up to the date of our auditor's report. However, future events or conditions may cause the entity to cease to continue as a going concern.

We communicate with those charged with governance regarding, among other matters, the planned scope and timing of the audit and significant audit findings, including any significant deficiencies in internal control that we identify during our audit.

We also provide those charged with governance with a statement that we have complied with relevant ethical requirements regarding independence, and to communicate with them all relationships and other matters that may reasonably be thought to bear on our independence, and where applicable, related safeguards.

For Ambalal Thakkar & Associates
FRN: 122004W
Chartered Accountants



(Ganesh K Bhat)
Partner
M. No. 131041
UDIN: 26131041YTBVLB8185

Place: Mumbai
Date: 29-07-2026

AUDITOR'S REPORT

Report of an auditor relating to accounts audited under sub-section (2) of section 33 & 34 and rule 19 of the Bombay Public Trusts Act.

Registration No. : F-1548(BOM)
Name of the Public Trust: INDIA SPONSORSHIP COMMITTEE
For the year ending: 31st March, 2026

(a) Whether accounts are maintained regularly and in accordance with the provisions of the Act and the rules.	YES
(b) Whether receipts and disbursements are properly and correctly shown in the accounts.	YES
(c) Whether the cash balance and vouchers in the custody of the manager or trustee on the date of the audit were in agreement with the accounts.	YES
(d) Whether all books, deeds, accounts, vouchers, or other documents or records required by the auditor were produced before him.	YES
(e) Whether a register of movable and immovable properties is properly maintained, the changes therein are communicated from time to time to the regional office, and the defects and inaccuracies mentioned in the previous audit report have been duly complied with.	YES
(f) Whether the manager, trustee or any other person required by the auditor to appear before him did so and furnished the necessary information required by him.	YES
(g) Whether any property or funds of the public trust were applied for any object or purpose other than the object or purpose of the trust.	NO
(h) The amounts of outstanding for more than one year and the amounts written off, if any.	NONE
(i) Whether tenders were invited for repairs or construction involving expenditure exceeding ₹5,000.	YES
(j) Whether any money of the public trust has been invested contrary to the provisions of section 35.	NO
(k) Alienations, if any, of the immovable property contrary to the provisions of section 36 which have come to the notice of the auditor.	NO
(l) All cases of irregular,illegal, or improper expenditure, failure or omission to recover monies or other property belonging to the public trust or of loss or waste of money or other property thereof, and whether such expenditure, failure, omission, loss, or waste was caused in consequence of breach of trust misapplication or any other misconduct on the part of the trustees or any other person while in the management of the trust.	NO SUCH CASE
(m) Whether the budget has been filed in the form provided by rule 16A.	YES
(n) Whether the maximum and minimum number of the trustees is maintained.	YES
(o) Whether the meetings are held regularly as provided in such instrument.	YES
(p) Whether the minutes books of the proceedings of the meetings is maintained.	YES
(q) Whether any of the trustees is a debtor or creditor of the trust.	NO
(r) Whether any of the trustees is a debtor or creditor of the trust	NO
(s) Whether any irregularities pointed out by auditors in the accounts of the previous year have been duly complied with by the trustees during the period of audit	NO SUCH CASE
(t) Any special matter which the auditor may think fit or necessary to bring to the notice of the Deputy or Assistant Charity Commissioner.	NONE

PLACE : Mumbai
Dated at : 29-07-2026

For Ambalal Thakkar & Associates
Chartered Accountants
FRN: 122004W

Ganesh K Bhat
Partner
UDIN:26131041YTBVLB8185 M No. 131041

BOMBAY PUBLIC TRUST ACT, 1950
NAME OF THE PUBLIC TRUST INDIA SPONSORSHIP COMMITTEE
BALANCE SHEET AS AT 31ST MARCH 2026

SCHEDULE - VIII
[Vide Rule 17 (1)]

Registration No:-F 1548 (MUM)
2025-26

FUNDS & LIABILITIES	RUPEES	RUPEES	PROPERTIES & ASSETS	RUPEES	RUPEES
TRUST FUNDS OR CORPUS		3,38,34,952.84	**IMMOVABLE PROPERTIES (As per Schedule 3)**		
(As per Schedule-1)			• Balance as per last Balance Sheet	3,22,28,030.49	
			• Add Additions during the year	30,78,468.00	
OTHER EARMARKED FUNDS			• Less: Sales during the year	-	
Created under the provisions of the trust			• Depreciation	34,66,981.00	
deed or scheme or out of the income)			**CAPITAL WORKING PROGRESS**		
Reserve fund			• Balance as per last Balance Sheet	30,04,195.00	
Any other Funds (As per Schedule-2)		2,58,38,922.74	• Add Additions during the year	2,56,667.00	
				32,60,862.00	3,51,00,379.49
			MOVEABLE PROPERTIES (As per schedule 4A)		
CURRENT LIABILITIES			• Balance as per last Balance Sheet	1,06,38,336.17	
Sundry Creditors:			• Add Additions during the year	29,84,692.00	
Security Deposit from Yashoda Shikshan Prasarak Mandal	1,00,000.00		• Less: Sales during the year	-	
Provisions for Audit fee	59,000.00		• Depreciation up to date	20,24,287.00	
Emplyees Contribution to PF	90,724.00		**Capital Working Progress**		
ESIC	6,386.00		• Balance as per last Balance Sheet	-	
TDS	1,200.00		• Add Additions during the year	19,72,843.00	1,35,71,584.17
PT	5,400.00	2,62,710.00	**INTANGIBLE ASSETS (As per Schedule -4A)**		
			• Balance as per last Balance Sheet	6,37,200.00	
			• Add Additions during the year	-	
			• Less: Sales during the year	-	
			• Depreciation up to date	2,54,880.00	3,82,320.00
			INVESTMENTS (As per Schedule -5)		5,76,75,257.20
INCOME & EXPENDITURE ACCOUNT			**Income Outstanding**		
Balance as per last Balance Sheet	4,94,71,294.34		Income Tax deducted at source (TDS)		3,75,741.16
Add: Appropriation, (Professional Tax Written off)					
Add: Surplus as per Income & Expenditure	16,33,310.43	5,11,04,604.77	**Curent Assets**		
			Deposits & Advances (As per Schedule -6)		1,35,370.00
			CASH AND BANK BALANCES		
			a) In Savings Bank Account (As per Schedule 7)	37,97,630.33	
			b) With the manager/ In Hand	2,908.00	38,00,538.33
TOTAL		**11,10,41,190.35**	**TOTAL**		**11,10,41,190.35**

As per our report of even date attached
FOR AMBALAL THAKKAR & ASSOCIATES
CHARTERED ACCOUNTANTS

PLACE: MUMBAI
Dated: 29.07.2026

Ganesh K.Bhat
Partner
M.N. 131041

the above balancesheet to the best of my/our belief contains a true accounts of the Funds and Liabilities and of the Property and Assets
of the Trust.

FOR INDIA SPONSORSHIP COMMITTEE

PLACE MUMBAI
Dated: 29.07.2026

TRUSTEE

BOMBAY PUBLIC TRUST ACT, 1950
NAME OF THE PUBLIC TRUST INDIA SPONSORSHIP COMMITTEE
INCOME AND EXPENDITURE ACCOUNT FOR THE YEAR ENDED MARCH 31, 2026

SCHEDULE - IX
[Vide Rule 17 (1)]

Registration No:-F 1548 (MUM)

EXPENDITURE	RUPEES	RUPEES	INCOME	RUPEES	RUPEES
To Establishment expenses			**By Rent**		
(As per Schedule 8)		48,82,621.32			
			By Interest on		
To Legal And Professional Fees		2,47,720.00	a) Bank Fixed Deposits (Local)	27,76,565.80	
			b) Bank Fixed Deposits with SBI (FC)	10,49,762.63	
To Payment to Auditors			c) Bank Fixed Deposits HDFC Ltd (FC)	29,312.85	
Audit Fees		59,000.00	d) On Bank savings Account:		
			• 1)Savings Account (Local)	2,20,964.00	
To Depreciation			• 2)Savings Account (FC)	90,516.00	
a) On Immoveable Properties	34,66,981.00		e) On IT Refund	18,059.00	
b) On Moveable Properties	20,24,287.00				41,85,180.28
c) on Intangible Assets	2,54,880.00	57,46,148.00			
			By Donations in Cash Or Kind		
			(As per schedule-9)		95,70,971.00
To Amount Transferred To Reserve or Specific Funds					
Gratuity Fund		3,00,000.00	**By Grants (As per schedule -9)**		3,90,36,129.00
To Written Off (As per Schedule 10)		2,23,870.78			
			By Income From Other Sources		
To Expenditure On The Objects			a) Miscellaneous Income	2,00,406.00	
of The Trust - Educational		4,03,62,269.75	b) Income from Sale of products	1,85,229.00	
			c) School fees	2,77,025.00	6,62,660.00
To Surplus carried over to Balance Sheet		16,33,310.43			
TOTAL		**5,34,54,940.28**	**TOTAL**		**5,34,54,940.28**

As per our report of even date attached
FOR AMBALAL THAKKAR & ASSOCIATES
CHARTERED ACCOUNTANTS

FOR INDIA SPONSORSHIP COMMITTEE

PLACE: MUMBAI
Dated: 29.07.2026

Ganesh K.Bhat
Partner
M.N. 131041

TRUSTEE

INDIA SPONSORSHIP COMMITTEE
SCHEDULE - III
IMMOVABLE PROPERTIES AS AT 31st MARCH 2026

	FIXED ASSETS	RATE OF DEPRE-CIATION	OPENING WRITTEN DOWN VALUE OF ASSETS AS ON 01.04.2025	ADDITIONS DURING THE YEAR LESS THAN 6 MONTHS	ADDITIONS DURING THE YEAR MORE THEN 6 MONTHS	DEPRECIATION 1	SOLD/V-OFF DURING THE YEAR	SOLD/V-OFF DURING THE YEAR	DEPRECIATION 2	TOTAL WRITTEN DOWN VALUE OF ASSETS	DEPRECIATION DURING THE YEAR	NET BOOK VALUE OF FIXED ASSET AS ON 31.03.2026
	School Complex at Balgram. Lonavala											
	Land at Lonavala (Survey NO.106)	0	69,712.00							69,712.00		69,712.00
	Land at Lonavala (Survey NO.120)	0	8,000.00							8,000.00		8,000.00
	Primary School Building	10%	94,18,098.00	10,97,560.00		54,878.00				1,05,15,658.00	9,96,688.00	95,18,970.00
	Primary School Building (FC)	10%	-	18,45,532.00		92,277.00				18,45,532.00	92,277.00	17,53,255.00
	Multipurpose Hall	10%	19,541.00							19,541.00	1,954.00	17,587.00
	Pre-Primary Centre	10%	661.00							661.00	66.00	595.00
	Vocational Training Centre	10%	16,69,377.00							16,69,377.00	1,66,938.00	15,02,439.00
	Toilet Blocks	10%	1,37,713.00							1,37,713.00	13,771.00	1,23,942.00
	Water Supply Scheme Civil Work)	10%	23,072.00							23,072.00	2,307.00	20,765.00
	Garages	10%	152.00							152.00	15.00	137.00
	Flour Mill Shed	10%	449.00							449.00	45.00	404.00
	Internal Roads	10%	11,87,501.00							11,87,501.00	1,18,750.00	10,68,751.00
	Basket Ball Court		17,23,767.00							17,23,767.00	-	17,23,767.00
	Digital IT center	40%	8,34,094.00		50,403.00	20,161.00				8,84,497.00	3,53,799.00	5,30,698.00
	Residential Complex at Balgram Lonavala											
	Cottages	10%	35,73,912.00							35,73,912.00	3,57,391.00	32,16,521.00
	Staff Quarters	10%	4,08,701.00							4,08,701.00	40,870.00	3,67,831.00
	Guest Rooms	10%	5,51,897.00							5,51,897.00	55,190.00	4,96,707.00
	Holiday Home	10%	43,519.00							43,519.00	4,352.00	39,167.00
	Store & Office Building	10%	4,80,397.00							4,80,397.00	48,040.00	4,32,357.00
	Community Centere at Balgram	10%	13,57,365.00							13,57,365.00	1,35,737.00	12,21,628.00
	Fencing to Balgram Lonavala	10%	11,66,305.00							11,66,305.00	1,16,631.00	10,49,674.00
	Medical Centre	10%	22,27,540.00							22,27,540.00	2,22,754.00	20,04,786.00
	Medical Centre (New)	10%	29,49,507.00		84,973.00	8,497.00				30,34,480.00	3,03,448.00	27,31,032.00
	Meter Room at ABB	10%	4,49,976.00							4,49,976.00	44,998.00	4,04,978.00
	Product outlet at Balgram	10%	8,05,838.00							8,05,838.00	80,584.00	7,25,254.00
	Compound Wall at Balgram	10%	3,64,355.00							3,64,355.00	36,436.00	3,27,919.00
	Street Lights at Balgram Campus	10%	6,33,070.00							6,33,070.00	63,307.00	5,69,763.00
	Property at Kurwande Lonavala											
	Land at Kurwanda		7,997.00							7,997.00		7,997.00
	Kurwanda School Foundation		2.00							2.00		2.00
	Property at Pune											
	Lease hold Land at Yerwada, Pune		9,191.00							9,191.00		9,191.00
	Community Centre at Yerwada, Pune	10%	15,79,556.49							15,79,556.49	1,57,956.00	14,21,600.49
	Beauty and wellness center at Pune	10%	5,26,765.00							5,26,765.00	52,677.00	4,74,088.00
	Capital Work in Progess											
	Dinning Hall and Community Kitchen	0%	30,04,195.00	1,75,000.00	81,667.00					32,60,862.00		32,60,862.00
	TOTAL (A)		**3,52,32,225.49**	**31,18,092.00**	**2,17,043.00**	**1,75,813.00**				**3,85,67,360.49**	**34,66,981.00**	**3,51,00,379.49**

FOR INDIA SPONSORSHIP COMMITTEE

TRUSTE

PLACE MUMBAI
Dated: 29.07.2026

INDIA SPONSORSHIP COMMITTEE
SCHEDULE-4
MOVABLE PROPERTIES AS AT 31ST MARCH 2026

SR. NO	FIXED ASSTES	RATE OF DEPRECIATION	OPENING WRITTEN DOWN VALUE ASSTES AS ON 01.04.2025	ADDITIONS DURING THE YEAR (LESS THAN 6 MONTHS)	ADDITIONS DURING THE YEAR (MORE THAN 6 MONTHS)	DEPRECIATION 1	SOLD/W OFF DURING THE YEAR (LESS THAN 6 MONTHS)	SOLD/W OFF DURING THE YEAR (MORE THAN 6 MONTHS)	DEPRICIATION 2	TOTAL WRITTEN DOWN VALUE ASSTES	DEPRICIATION DURING THE YEAR	NET BOOK VALUE OF FIXED ASSETS AS ON 31.3.26
	Furniture & Fixtures	10%	18,09,609.72	1,79,050.00	1,89,800.00	27,933.00				21,78,459.72	2,08,894.00	19,69,565.72
	Furniture & Fixtures - FC	10%	-	1,60,250.00		8,013.00				1,60,250.00	8,013.00	1,52,237.00
	Office Equipment	15%	1,53,124.21			-				1,53,124.21	22,969.00	1,30,155.21
	CCTV - Balgram	15%	-	22,460.00	1,05,090.00	17,448.00				1,27,550.00	17,448.00	1,10,102.00
	CCTV - School	15%	-		3,16,950.00	47,543.00				3,16,950.00	47,543.00	2,69,407.00
	Air Conditioner	15%	56,716.00		34,500.00	5,175.00				91,216.00	13,682.00	77,534.00
	Air Conditioner-FC	15%		62,000.00		4,650.00				62,000.00	4,650.00	57,350.00
	School Furniture	10%	4,43,933.22			-				4,43,933.22	44,393.00	3,99,540.22
	Washing Machine	15%	-		86,650.00	12,998.00				86,650.00	12,998.00	73,652.00
	Water Purifier	15%	-	8,500.00		638.00				8,500.00	638.00	7,862.00
	Women Empowerment-Sewing Machine	15%	-	52,000.00		3,900.00				52,000.00	3,900.00	48,100.00
	Equipment, Accessories & Fireguards	15%	32,93,668.60		1,249.00	187.00				32,94,917.60	4,94,237.00	28,00,680.60
	Water Pump	15%	179.07			-				179.07	27.00	152.07
	Generator	15%	91,676.46			-				91,676.46	13,751.00	77,925.46
	Grass Cutting Machine	15%	-	26,000.00		1,950.00				26,000.00	1,950.00	24,050.00
	Gyser	15%	-		6,188.00	928.00				6,188.00	928.00	5,260.00
	Computer with Printer	40%	2,54,558.38		61,500.00	24,600.00				3,16,058.38	1,26,423.00	1,89,635.38
	Laptops	40%	-		2,20,000.00	88,000.00				2,20,000.00	88,000.00	1,32,000.00
	Laptop for ABBS	40%	32,160.00		62,505.00	25,002.00				94,665.00	37,866.00	56,799.00
	Laptop for Pune	40%	34,110.00		55,000.00	22,000.00				89,110.00	35,644.00	53,466.00
	Mobile Phone with SIM activation	15%	29,459.95							29,459.95	4,419.00	25,040.95
	LOCKERS	15%	34,266.00							34,266.00	5,140.00	29,126.00
	School Computers	15%	84,424.00							84,424.00	12,664.00	71,760.00
	Solar Heater System	15%	1,66,394.00							1,66,394.00	24,959.00	1,41,435.00
	Water Treatment Plant	15%	14,638.00							14,638.00	2,196.00	12,442.00
	Furniture for ITI	15%	38,372.00							38,372.00	5,756.00	32,616.00
	Projector for School and ITI	15%	2,05,100.95							2,05,100.95	30,765.00	1,74,335.95
	Projectors	15%	13,557.00	37,500.00		2,813.00				51,057.00	4,847.00	46,210.00
	Solar Power Plant	40%	2,45,182.68			-				2,45,182.68	98,073.00	1,47,109.68
	Water Harvesting Plant	15%	2,08,324.30			-				2,08,324.30	31,249.00	1,77,075.30
	Tablets	15%	8,18,711.49	27,000.00	70,500.00	12,600.00				9,16,211.49	1,35,407.00	7,80,804.49
	Hard Drive	40%	3,570.00							3,570.00	1,428.00	2,142.00
	Caller Mic	20%	7,200.00							7,200.00	1,440.00	5,760.00
	Iron (Industrial)	40%	8,310.00							8,310.00	3,324.00	4,986.00
	Music System	15%	1,20,711.00							1,20,711.00	18,107.00	1,02,604.00
	Photocopy Machine	15%	38,250.00							38,250.00	5,738.00	32,512.00
	Sewing Machine at Saksham	15%	1,97,030.00							1,97,030.00	29,555.00	1,67,475.00
	Stabiliser for LED Screen at ABB	15%	14,644.00							14,644.00	2,197.00	12,447.00
	Capital Work in Progess											
	Solar Power Plant	0%		19,72,843.00						1,972,843.00		19,72,843.00
	Vehicles:											
	Cycles	15%	2,063.59							2,063.59	310.00	1,753.59
	Maruti Ertiga - Model Lxi	15%	1,06,076.30							1,06,076.30	15,911.00	90,165.30
	Maruti Ertiga - Model Vxi	15%	-	12,00,000.00		90,000.00				12,00,000.00	90,000.00	11,10,000.00
	Scooters	15%	75,687.25							75,687.25	11,353.00	64,334.25
	Maruti Suzuki Eeco	15%	1,56,445.00							1,56,445.00	23,467.00	1,32,978.00
	Honda Shine	15%	36,598.00							36,598.00	5,490.00	31,108.00
	Activa 6G	15%	59,620.00							59,620.00	8,943.00	50,677.00
	Mobile Library Van	15%	7,18,941.00							7,18,941.00	1,07,841.00	6,11,100.00
	Tata Winger	15%	10,65,024.00							10,65,024.00	1,59,754.00	9,05,270.00
	TOTAL (B)		**10,638,336.17**	**3,747,603.00**	**12,09,932.00**	**3,96,378.00**				**1,55,95,871.17**	**20,24,287.00**	**1,35,71,584.17**

FOR INDIA SPONSORSHIP COMMITTEE

PLACE MUMBAI
Dated: 29.07.2026

TRUSTEE

INDIA SPONSORSHIP COMMITTEE
SCHEDULE-4 (A)
MOVABLE PROPERTIES AS AT 31ST MARCH 2026

SR. NO	FIXED ASSTES	RATE OF DEPRECIATION	OPENING WRITTEN DOWN VALUE ASSTES AS ON 01.04.2025	ADDITIONS DURING THE YEAR (LESS THAN 6 MONTHS)	ADDITIONS DURING THE YEAR (MORE THAN 6 MONTHS)	DEPRECIATION 1	SOLD/W OFF DURING THE YEAR (LESS THAN 6 MONTHS)	SOLD/W OFF DURING THE YEAR (MORE THAN 6 MONTHS)	DEPRICIATION 2	TOTAL WRITTEN DOWN VALUE ASSTES	DEPRICIATION DURING THE YEAR	NET BOOK VALUE OF FIXED ASSETS AS ON 31.3.26
1.	**CRM Software**	40%	6,37,200.00							6,37,200.00	2,54,880.00	3,82,320.00
	TOTAL		**6,37,200.00**							**6,37,200.00**	**2,54,880.00**	**3,82,320.00**
	GRAND TOTAL		**4,65,07,761.66**	**68,65,695.00**	**14,26,975.00**					**5,48,00,431.66**	**57,46,148.00**	**4,90,54,283.66**

INDIA SPONSORSHIP COMMITTEE
SCHEDULE-7
CASH AND BANK BALANCES AS AT MARCH 31 ,2026

NAME AND LOCATION OF BANK	SAVINGS ACCOUNT NUMBER	RUPEES Saving Balances
SCHEDULE 7 **SAVINGS BANK BALANCES**		
MUMBAI		
Bank of Baroda (Colaba Branch) -FCRA	03910100007752	3,62,913.95
STATE BANK OF INDIA - FCRA	0000040102282287	5,86,665.54
Bank of Baroda (Colaba Branch)	03910100015045	1,97,681.43
HDFC Bank (Colaba Branch)	5010023361101	21,24,045.09
HDFC CA A/c (Colaba Branch)	99999820789008	1,000.00
HDFC Bank (Colaba Branch)	50100802131508	1,20,075.80
LONAVALA		
Bank of Baroda -BALGRAM	09440100000438	60,892.41
Bank of Baroda -SCHOOL	09440100010896	2,08,557.00
HDFC Bank -BALGRAM	50100233682407	3,602.00
HDFC Bank -SCHOOL	50100233686165	57,755.00
PUNE		
Bank of Baroda (Station Road Branch)	04520100000502	50,909.51
HDFC Bank (Bund Garden Branch)	50100237474060	23,532.60
TOTAL		**37,97,630.33**

INDIA SPONSORSHIP COMMITTEE
SCHEDULE -8
ESTABLISHMENT EXPENSES FOR THE PERIOD 01.04.2025 TO 31.03.2026

	RUPEES
Salary to Staff head office	37,71,494.00
Accomodation Expenses	3,000.00
Advertisement Exps (HR expenses)	22,597.00
Audit certification Expenses	36,635.00
Bank Charges	20,165.96
Computer & Printer Expenses	2,500.00
Electricity Charges	38,680.00
Website, Payment Gateway and IT expenses	1,83,267.36
Interest, penalty and Late fee	13,544.00
Locker Rent	8,260.00
Meeting Expenses	10,016.00
Membership Fees	11,800.00
ESIC - Employer share	42,165.00
EPF- EDLI charges	43,584.00
Postage & Courier	7,409.00
Printing & Stationery	1,17,698.00
Repairs & Maintenance (including CRM Renewal & Other AMCs)	4,01,234.00
Staff Welfare	6,054.00
Telephone & Internet Charges	16,606.00
Travelling & Conveyance Expenses	1,25,912.00
TOTAL	**48,82,621.32**

FOR INDIA SPONSORSHIP COMMITTEE

TRUSTEE

PLACE MUMBAI
Dated: 29.07.2026

INDIA SPONSORSHIP COMMITTEE
SCHEDULE -1
TRUST FUNDS OR CORPUS AS AT 31ST MARCH 2026

	RUPEES	RUPEES
GENERAL CORPUS DONATIONS	2,48,14,997.84	
Add - Received during the Year	50,00,000.00	2,98,14,997.84
AFTER CARE CORPUS FUND	10,00,000.00	
Add - Received during the Year	0.00	10,00,000.00
HEALTH FUND - CORPUS		4,09,955.00
REHABILITATION FUND - CORPUS		26,10,000.00
TOTAL		**3,38,34,952.84**

INDIA SPONSORSHIP COMMITTEE
SCHEDULE - 2
TRUST FUNDS OR CORPUS AS AT 31ST MARCH 2026

	RUPEES	RUPEES
1.Replacement, Renovation, Repairs & Maintenance Fund		60,00,000.00
2.Educational Support Fund		29,43,698.41
3. Vocational, Educational & Rehabilitation Fund – Capital		11,23,189.32
4. Balgram General Reserve Fund		40,61,013.51
5. General Investment Reserve Fund		12,57,433.58
6. SBES Project General Reserve Fund		34,93,427.00
7. Pune project general reserve		
• Op Balance	29,37,320.21	
• Expenses incured for Saksham Project during the year	29,09,029.82	28,290.39
8. Long Term Educational Fund		64,63,575.52
9. Capital Reserve		678.01
10. Funds for Saksham Program		
• Op Balance	20,00,000.00	
• Expenses incured during the year	20,00,000.00	0.00
11.Gratuity Fund		
• Op Balance	2,93,183.00	
• Provision for Gratuity During the year	3,00,000.00	
• Gratuity Paid During the year	1,25,566.00	4,67,617.00
TOTAL		**2,58,38,922.74**

INDIA SPONSORSHIP COMMITTEE
SCHEDULE-5
INVESTMENT AS ON 31ST MARCH 2026

	RUPEES	RUPEES
Fixed Deposits with State Bank of India (FCRA)		1,74,50,000.00
Fixed Deposits with Bank of Baroda		6,22,691.00
Fixed Deposits with HDFC Bank Ltd (Pune)		21,68,784.20
Fixed Deposits with HDFC Bank Ltd		21,33,727.50
Fixed Deposits with HDFC Bank Ltd		3,40,00,000.00
FFD with Bank of Baroda (Pune)		8,10,000.00
Accrued Interest on FD		4,90,054.50
TOTAL		**5,76,75,257.20**

INDIA SPONSORSHIP COMMITTEE
SCHEDULE -6
DEPOSITS AS AT 31ST MARCH 2026

	RUPEES	RUPEES
Gas Deposit		45,285.00
Electricity Deposit		42,585.00
Petrol Deposit		5,500.00
Deposit with Airtel (For Pune Project)		1,000.00
Deposit with KEM Hospital, Pune		3,000.00
Deposit with SNDT		18,000.00
Rent Deposit (Pune Community centre)		20,000.00
TOTAL		**1,35,370.00**

INDIA SPONSORSHIP COMMITTEE
SCHEDULE-10
RECEIVABLES AS ON 31ST MARCH 2026

	RUPEES	RUPEES
Gangawane Ajit		640.00
Govardhan Caterers		784.00
New Paramount decoration		1,770.00
S K Enterprises		322.00
Sumedh Ramdas Sawant		5,350.00
Vikram Bobhate		700.00
Versatile Architech		-8,167.00
Professional Tax		6,175.00
Old TDS written off		2,16,296.78
TOTAL		**2,23,870.78**

INDIA SPONSORSHIP COMMITTEE
SCHEDULE -9
DONATIONS, SPONSORSHIP AND PROJECT GRANTS FOR THE PERIOD 01.04.2025 TO 31.03.2026

	RUPEES	RUPEES
Donation- The Corpus Fund		
Deepak Parekh	50,00,000.00	
Less: Transferred to Corpus Fund	50,00,000.00	**0.00**
Donations - Local		
Alistair Nelson	2,40,000.00	
Amberin Memon	2,00,000.00	
Bhagwan Jethanand Daswani	25,00,000.00	
Neelimaben Dhirubhai Desai	25,00,000.00	
Diacto Technologies Pvt Ltd	12,72,436.00	
Nivedita Matkar	1,60,000.00	
Shapurji Sorabji Charitable trust	1,00,000.00	
Solaris Speciality Chemicals Pvt Ltd	5,18,539.00	
Dhanraj Shah	1,00,000.00	
Kishor Kumar Gogia	4,60,000.00	
Individual Donations BELOW Rs.100,000/-	10,65,943.00	
Sponsorship Grant- FC		
Hatim Tyabji	3,02,064.00	
Rushad Pavri	1,16,480.00	
Individual Donations BELOW Rs.100,000/-	35,509.00	**95,70,971.00**
PROJECT GRANTS- Local		
Azim Premji Philanthropic Initiatives Pvt Ltd	1,15,30,000.00	
Copeland India Pvt Ltd	2,73,760.00	
Credila Financial Services Pvt Ltd	30,00,000.00	
EXIDE Industries Ltd	46,00,000.00	
HDFC Securities Ltd	18,41,177.00	
Hexaware Technologies Ltd	1,08,82,360.00	
Jashan Jewels Pvt Ltd	10,00,000.00	
Yardi Software Pvt Ltd	11,49,907.00	
PROJECT GRANTS- FC		
Asha for Education (USA)	17,24,000.00	
Bhagwan Jethanand Daswani	20,24,071.00	
France Parrainages	10,10,854.00	**3,90,36,129.00**
TOTAL		**4,86,07,100.00**

FOR INDIA SPONSORSHIP COMMITTEE

TRUSTEE

PLACE MUMBAI
Dated: 29.07.2026

1967
India Sponsorship Committee Founded

1967–1975
Established Mumbai Office, Logo designed

1976–1982
ISC Balgram at Lonavala, School started within Balgram Campus

1983–1998
Pune Operations started, Women empowerment initiatives, Work with migrant community

2007–2016
ABBS changes to English medium school

2017–2020
Golden Jubilee of ISC, E-Learning introduced in ABBS

2021–2023
Program restructuring, Website revamped

2024
KALARANG 2024 and Technology Strides

2025
Antar Bharati Balgram And School Reunion

2026
Antar Bharati Balgram School Harsha Parekh Library and Digital Learning Centre Inauguration

OUR LEGACY

OUR PARTNERS *in Our Journey*

TOGETHER, WE BUILD HUMANS FOR LIFE

We extend our sincere gratitude to all CSR and institutional partners whose steadfast support has been instrumental in advancing our mission. Beyond financial and infrastructural assistance, our partners have enriched ISC through their expertise, expansive networks, insightful guidance, and meaningful employer engagement. Together, we continue to empower children, women, and families, driving sustainable and lasting change in society.

OUR PARTNERSHIP IN ACTION

10+
CSR Partners
Standing with us in our mission

10+
Institutional Partners
Strengthening our programs & impact

500+
Employee Engagement
Volunteers
Sharing time, skills & compassion

Countless
Lives Touched
Creating a sustainable & lasting difference

Asha for Education – Bringing hope through education
Azim Premji Foundation
Copeland
Credila – The Education Loan Specialist
CSA Catalysts for Social Action – A family for every child
DIACTO
EXIDE
70 ans France Parrainages – "Partagez leurs rêves"
HDFC securities
HEXAWARE
YARDI

Cherished Connections













A long-standing patron of ISC, Mr. Bhagwan Daswani believed deeply in the vision of our Founder, Dr. Zulie Nakhooda. Today, his daughter, Ms. Devka Daswani, proudly carries this legacy forward by supporting Antar Bharati Balgram School and inspiring our children through her annual visits from the USA. We are deeply grateful to the Daswani family for their enduring partnership in Building Humans for Life.







ISC

Nurturing lives since 1967

INDIA SPONSORSHIP COMMITTEE

HEAD OFFICE
Mathuradas Estate Building No 1, 2nd Floor,
43/45, Shahid Bhagat Singh Marg,
Colaba Causeway, Mumbai-400001
Tel. : +91 22040321, 22021287
Email : indiasponsorshipcommittee@gmail.com
communications@indiasponsorship.org

ANTAR BHARATI BALGRAM
INS Shivaji Road, Near Bhushi Dam,
At & Post: Kurvande, Lonavala-410 402
Tel. : 7045932481

ANTAR BHARATI BALGRAM SCHOOL
INS Shivaji Road, Near Bhushi Dam,
At & Post: Kurvande, Lonavala-410 402
Tel: 9284802206

PUNE PROJECT OFFICE
Golf Club Road, Near Ambedkar Society,
Yerwada, Pune – 411 006

AAKAR PROJECT PUNE
Survey No 18/7 Omkar Colony No-2
Datta Mandir Road (Wakad Road)
Ganesh Nagar, Dange Chowk Pune - 411033.

INDIA SPONSORSHIP COMMITTEE

SCAN & PAY

REACH US AT

https://twitter.com/_IamISC_
https://www.facebook.com/I.am.ISC.ChildFirst
https://www.instagram.com/_iamisc_/
https://www.youtube.com/@iscmediaorg
India Sponsorship Committee