

CDDP - Centre for Development of Disadvantaged People

(2018-19 Mid year update)

151, 22nd Street, Maxworth Nagar
S Kulathur, Chennai 600129

Project partner: Mr S Sethunarayan

About CDDP

- Non-formal schools, classes in the evening (5.00pm – 8.00pm)
- Students from scheduled caste and scheduled tribe Irula communities in 7 villages in Tamil Nadu
- Provide support, motivation and educational inputs to help sustain continued interest in studies
- Promote self-confidence and decision making power not possible in regular schools “man making education”

About CDDP

- 2 schools in **Arungulam and Nedumbaram** in 1997 (phase I)
- 2 schools in **Nemilli and Nallatur** villages in 1999 (phase II)
- 3 schools in **V.G.K.Puram, Chivvada and Karani Nizampattu Villages** in 2003 (phase III)
- Some students supported through SAC

2018-2019 Update

Schools		Total number of students in 2017-18	Drop-outs / Pass-outs 2018-19	New Addition 2018-19	Total number of students in 2018-19
Pase I	Arungulam	26	0	0	26
	Nedumbaram	7	1	9	15
Pase II	Nallatur	15	4	7	18
	Nemili	26	7	5	24
Phase III	Sivvada	19	3	4	20
	V.G.K.Puram	11	4	9	16
	Karani Nizampattu	19	7	7	19
Total		123	26	41	138
Phase I		33	1	9	41
Phase II		41	11	12	42
Phase III		49	14	20	55
Total		123	26	41	138

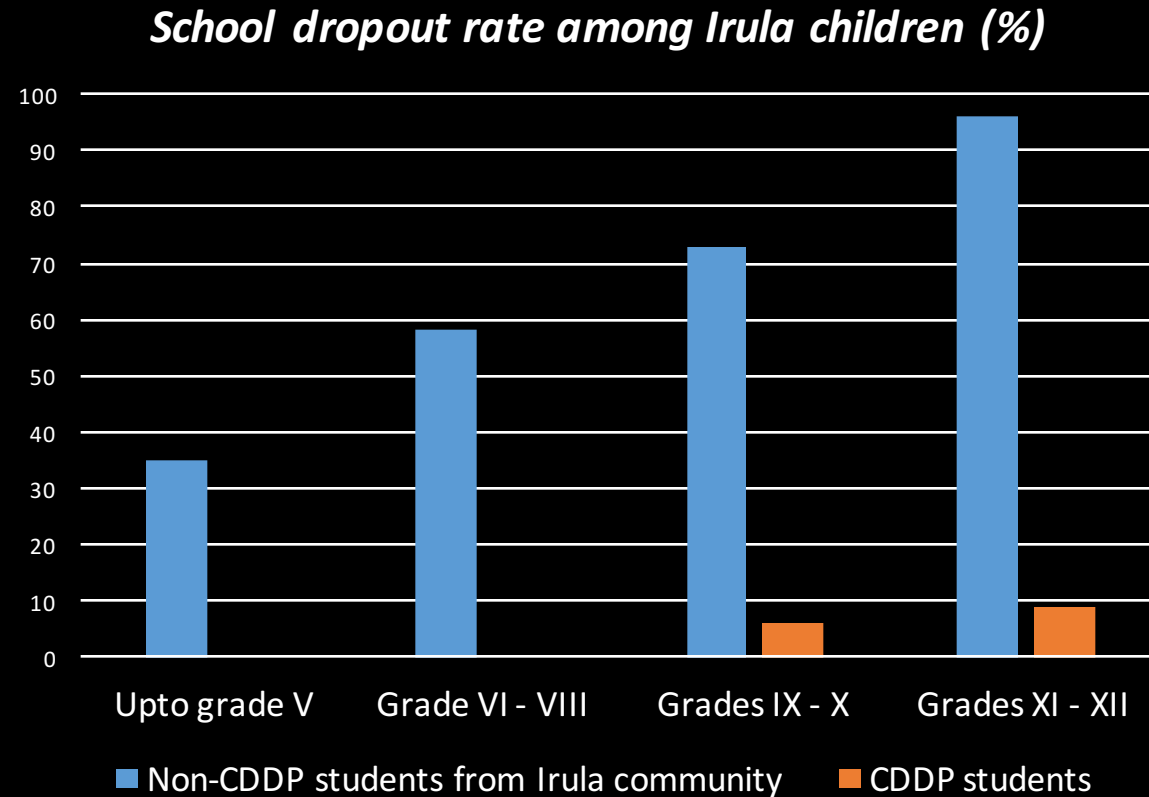
<u>Discontinuing student details</u>		
-	Student count	Reason
	12	Moved away to join scholarship attached Government hostel
	10	Successfully completed 12th grade, applied to degree colleges such as B.Sc. (Nursing)
	3	Family migrated to distant village for work
	1	Died of dengue fever
Total	26	

Final Exam Results for 2018 (10th and Plus2 Govt. school exams)

Marks of X passed out students -Govt School examinations held in March -April 2018									
R.No.	Name	Village	English	Tamil	maths	General Science	social science	total 500	%
A32	Vikram	Arungulam	63	61	78	80	83	365	73
A35	Gayathri	Arungulam	59	68	85	84	79	375	75
A.36.	Narmada	Arungulam	70	78	84	69	82	383	76.6
A.37	R.Arthi	Arungulam	78	80	90	84	77	409	81.8
A.38	Priyadharshini	Arungulam	65	74	70	82	79	370	74
NN17	Bhaskar	Nemili	73	77	68	79	86	383	76.6
NN22	Navinkumar	Nemili	72	73	93	86	81	405	81
K35	Soundar	Karani nizampattu	70	69	83	78	80	380	76

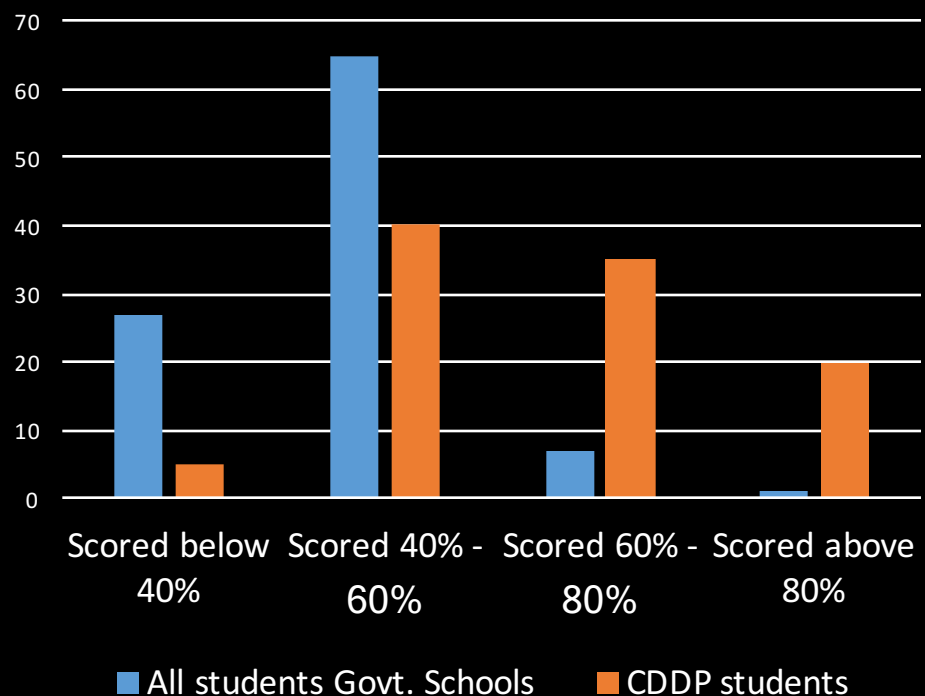
Marks of Plus 1 and plus2 students of all villages: Govt. school Examinations held in March/April 2018											
R.No.	Name	Class	English	Tamil	Maths	Physics	Chemistry	Biology /Computer science	Total	Overall %	CDDP school
A25	Soumiya	Plus1	138	152	161	158	139	112	860	71.67	arungulam
A26	Naveen	Plus1	130	162	159	144	162	155	912	76.00	arungulam
N16	Ezhilarasi	Plus2	138	165	171	166	172	178	990	82.50	Nedumbaram
NN1	Prakash	Plus2	148	169	173	170	148	155	963	80.25	nemili
NN13	Sumithra	Plus2	122	168	170	153	160	124	897	74.75	nemili
NN14	Poovarasana	Plus2	171	133	140	166	154	128	892	74.33	nemili
C42	V.Vijayakumar	Plus2	138	158	169	145	169	154	933	77.75	chivvada
C43	Geetha	Plus1	176	129	130	161	156	178	930	77.50	Chivvada
C44	Bharathi	Plus1	163	145	137	167	178	173	963	80.25	Chivvada
C45	Ram	Plus1	167	180	165	148	168	171	999	83.25	Chivvada
V27	Thulasiraman	Plus2	141	153	167	175	154	149	939	78.25	vgk puram
V28	Monisha	Plus2	147	158	189	154	171	158	977	81.42	vgk puram
V29	Meenakshi	Plus2	168	179	152	168	161	155	983	81.92	vgk puram
K30	Appuraj	Plus2	120	138	145	173	168	177	921	76.75	karani nizampattu
K40	Lavanya	Plus2	131	122	153	111	138	168	823	68.58	karani nizampattu
V31	Mala	Plus1	153	145	120	141	177	130	866	72.17	vgk puram
V33	Srimathi	Plus1	143	156	139	152	169	171	930	77.50	vgk puram
V34	Sumithra	Plus1	156	171	163	179	182	156	1007	83.92	vgk puram
V41	Udhayamoorthi	Plus1	124	137	139	173	157	166	896	74.67	vgk puram

Drop-out rate: CDDP School students vs. other Irula children

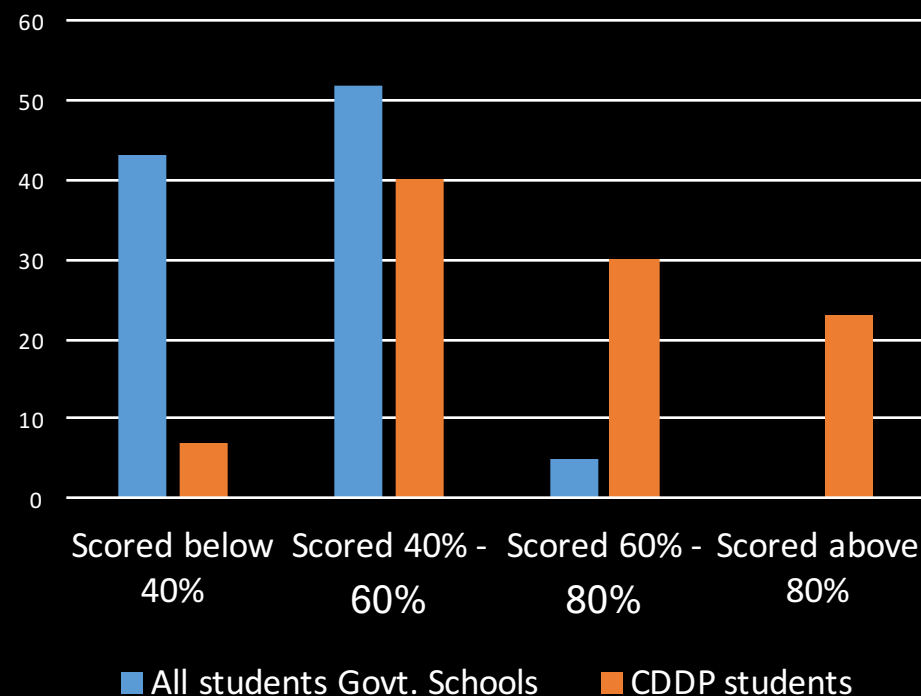


Marks obtained: CDDP School students vs. all Govt. school students

Distribution of students in different marks brackets (%) : Upto Grade V



Distribution of students in different marks brackets (%) : Grades VI - VII



2018-19 CDDP Project Initiatives

- Special interactive motivational meeting with the students who left two years ago
- Training session for teachers every Saturday
- Counselling sessions for parents of students in CDDP schools
- Learning competitions with prizes
- Educational trip on Feb 24, 2018
- Site visit by Suhas on 05/10/18
- FCRA valid until 01/11/21

2018-19 CDDP Project Initiatives

- **Reproductive Health education program for adolescent girls and boys**
 - Reproductive health of adolescents , puberty and biological changes in the body
 - Sexually Transmitted Diseases
 - Family Planning
 - Training parents to set right parental expectations
 - Peer pressure, parental, societal, caste, community, religious norms
 - Personal health and hygiene of adolescent girls
 - Mental health of adolescents , Avoiding suicidal tendencies


2018-19 Updates

- Budget of INR 6,82,000 approved by chapter for academic year 2018-19
- Balance from 2017-18 to be disbursed by Asha: INR 11,500
- Funding for the project will be **discontinued** starting academic year 2019-20
- Decision of chapter to discontinue funding conveyed to the project partner

2018-19 Updates

- First half of 2018-19 annual budget disbursed in Oct 2018 (amunt INR $3,47,000 = 6,82,000/2 + 11,500/2$)
- Get together of all students at Nemili for Gandhi Jayanti Celbreations, elocution and other competitions held
- Non-uniform dresses, foot-wear and notebooks distributed amongst all children supported by program
- Half-yearly exams for students going on right now

Funding receipt from project partner 10/04/18

 **Centre for Development of Disadvantaged People**
(CDDP)
Head & Admn. Off : New No.12, 65th Street, 12th Avenue, Ashok Nagar Chennai-600 083. India.
☎ (044) 24700246/247, E-mail : cddp_ngo@hotmail.com Website : www.cddponline.org

No. **124** **RECEIPT** Date **05-10-2018**

RECEIVED with thanks from M/s./Mr./Mrs/Ms Asha for Education, USA



the sum of Rupees THREE LAKHS FORTY SEVEN THOUSAND
ONLY

by Cash ☒ Cheque ☐ DD ☐ TRANSFER dated 04-10-2018

towards CDDP-Asha Schools project - 1849 - I Instalment

Rs. 3,47,000/-
(Cheque subject to realisation)

For Centre for Development of Disadvantaged People

CDDP Unaudited account statement Nov-2018

Centre for Development of Disadvantaged People

22nd Street, Plot 152, Maxworth nagar, S.Kulathur, Chennai 600129


CDDP Asha Schools –Receipts and Payments statement

1st April 2018 to 31 October 2018

<i>Receipts</i>	<i>INR</i>	<i>Payments</i>	<i>INR</i>
Donation received from Asha, USA	347000.00	Salary -teachers	75460.00
Loans and advances	21630.00	Notebooks and learning materials	48750.00
		Nutritive refreshment	106260.00
		Non uniform dresses	62100.00
		Footwear	30360.00
		Electricity	19600.00
		Salary non-teaching staff	18550.00
		Postage and telephones	2300.00
		Photos and videos	2100.00
		Travel and contingencies	3150.00
Total	368630.00		368630.00

For CENTRE FOR DEVELOPMENT OF DISADVANTAGED PEOPLE


President


Secretary



Gandhi Jayanti 2018 Celebrations at Nemili



Gandhi Jayanti Celebrations at Nemili



Site Visit (05/10/18)



Photos from education trip on 02/24/2018



Photos from education trip on 02/24/2018



Photos from education trip on 02/24/2018



Pictures from CDDP schools (2018 Asha Greeting Cards)



Pictures from CDDP schools (2018 Asha Greeting Cards)



Pictures from CDDP schools (2018 Asha Greeting Cards)



Backup

CDDP Budget 2018-19

Cost of Reproductive health education program for adolescent girls and boys(age 14-17)

	<i>Program for girls</i>	<i>Program for boys</i>	<i>Total</i>
Program days (full-day program)	4	2	6
# of Boys / Girls from 7 Asha Schools (14-17 age group)	23	23	46
# of Boys / Girls not from Asha Schools (14-17 age group)	17	17	34
Total # of boys / Girls (14-17 age group)	40	40	80

<i>Line item</i>	<i>Program for girls</i>	<i>Program for boys</i>	<i>Total</i>
Resource persons (Psychiatrist and Doctor) honorarium and travel cost from Chennai	8000	4000	12000
Food Cost for students ({breakfast + lunch + evening snack})	4800	2400	7200
Training material booklet cost	1600	1600	3200
Cost of Sanitary napkin pack	14400	0	14400
Cost of food for training session for father-mother (1 day session)	2400	2400	4800
Yoga training, honorarium for yoga instructor	1000	1000	2000
Mobile counselling cost			3000
Total Cost			43600

<i>Cost description</i>	<i>Cost per unit per per day (INR)</i>
Resource persons (Psychiatrist and Doctor) honorarium and travel cost from Chennai	2000
Food Cost ({breakfast + lunch + evening snack} per person per day)	30
Training material + booklet cost per person	40
Cost of Sanitary napkin pack per girl per month	30

CDDP Budget 2018-19

(I Phase Schools) Nedumbaram and Arungulam Villages

<u>Student / School in villages count</u>				<u>2016-17</u>	<u>2017-18</u>	<u>2018-2019</u>	<u>% increase</u>
Number of schools				2	2	2	0.00
Total Number of students across schools in the villages				26	33	41	24.24
Budget							
<u>Line Item</u>	<u>Expense description: (Unit-cost) X (#-units) (INR)</u>	<u>Unit Cost 2017-18 (INR)</u>	<u>Unit Cost 2018-19 (INR)</u>	<u>2016-17 Amount (INR)</u>	<u>2017-18 Amount (INR)</u>	<u>2018-2019 Amount (INR)</u>	<u>% increase</u>
Salary for the teaching staff-Class-Permanent-teachers.	(Salary per month per teacher) x (# schools) x (12 months)	1540	1540	33600	36960	36960	0.00
Expert Guest teachers for coaching in specific subjects	(Cost per session) x (50 sessions) x (# schools)	100	100	10000	10000	10000	0.00
Note books and other learning materials	(Cost per student) x (# students)	500	375	13000	16500	15375	-6.82
Nutritive refreshment	(Cost per student per day) x (# students) x (22 days) x (12 months)	4	5	27456	34848	54120	55.30
Uniform dresses	(Cost per set) x 1 set x (# students)	450	0	11700	14850	0	-100.00
Non-uniform dresses	(Cost per set) x 1 set x (# students)	450	450	11700	14850	18450	24.24
Foot wear	(Cost per pair) x 2 pairs x (# students)	110	110	5720	7260	9020	24.24
Electricity expenditure	(Cost per school per month) x (# schools) x (12 months)	400	400	9600	9600	9600	0.00
Educational tour		20000	20000	20000	20000	20000	0.00
Total				142776	164868	173525	5.25

CDDP Budget 2018-19

(II Phase Schools) Nemili and Nallattur Villages

<u>Student / School in villages count</u>				<u>2016-17</u>	<u>2017-18</u>	<u>2018-19</u>	<u>% increase</u>
Number of schools				2	2	2	0.00
Total Number of students across schools in the villages				46	41	42	2.44
Budget							
<u>Line Item</u>	<u>Expense description: (Unit-cost) X (#-units) (INR)</u>	<u>Unit Cost 2017-18 (INR)</u>	<u>Unit Cost 2018-19 (INR)</u>	<u>2016-17 Amount (INR)</u>	<u>2017-18 Amount (INR)</u>	<u>2018-2019 Amount (INR)</u>	<u>% increase</u>
Salary for the teaching staff-Class-Permanent-teachers.	(Salary per month per teacher) x (# schools) x (12 months)	1540	1540	33600	36960	36960	0.00
Expert Guest teachersfor coaching in specific subjects	(Cost per session) x (50 sessions) x (# schools)	100	100	10000	10000	10000	0.00
Note books and other learning materials	(Cost per student) x (# students)	500	375	23000	20500	15750	-23.17
Nutritive refreshment	(Cost per student per day) x (# students) x (22 days) x (12 months)	4	5	48576	43296	55440	28.05
Uniform dresses	(Cost per set) x 1 set x (# students)	450	0	20700	18450	0	-100.00
Non-uniform dresses	(Cost per set) x 1 set x (# students)	450	450	20700	18450	18900	2.44
Foot wear	(Cost per pair) x 2 pairs x (# students)	110	110	10120	9020	9240	2.44
Electricity expenditure	(Cost per school per month) x (# schools) x (12 months)	400	400	9600	9600	9600	0.00
Educational tour		20000	20000	20000	20000	20000	0.00
Total				196296	186276	175890	-5.58

CDDP Budget 2018-19

(III Phase Schools) V.G.K.Puram, Sivvada and Karani Nizampattu Villages

<u>Student / School in villages count</u>				<u>2016-17</u>	<u>2017-18</u>	<u>2018-19</u>	<u>% increase</u>
Number of schools				3	3	3	0.00
Total Number of students across schools in the villages				51	49	55	12.24
Budget							
<u>Line Item</u>	<u>Expense description: (Unit-cost) X (#-units) (INR)</u>	<u>Unit Cost 2017-18 (INR)</u>	<u>Unit Cost 2018-19 (INR)</u>	<u>2016-17 Amount (INR)</u>	<u>2017-18 Amount (INR)</u>	<u>2018-2019 Amount (INR)</u>	<u>% increase</u>
Salary for the teaching staff-Class-Permanent-teachers.	(Salary per month per teacher) x (# schools) x (12 months)	1540	1540	50400	55440	55440	0.00
Expert Guest teachers for coaching in specific subjects	(Cost per session) x (50 sessions) x (# schools)	100	100	15000	15000	15000	0.00
Note books and other learning materials	(Cost per student) x (# students)	400	375	20400	19600	20625	5.23
Nutritive refreshment	(Cost per student per day) x (# students) x (22 days) x (12 months)	4	5	53856	51744	72600	40.31
Uniform dresses	(Cost per set) x 1 set x (# students)	450	0	22950	22050	0	-100.00
Non-uniform dresses	(Cost per set) x 1 set x (# students)	450	450	22950	22050	24750	12.24
Foot wear	(Cost per pair) x 2 pairs x (# students)	110	110	11220	10780	12100	12.24
Electricity expenditure	(Cost per school per month) x (# schools) x (12 months)	400	400	14400	14400	14400	0.00
Educational tour		30000	30000	30000	30000	30000	0.00
Total				241176	241064	244915	1.60

CDDP Budget 2018-19

<i>General Expenditure for all 7 seven schools</i>							
<u>Line Item</u>	<u>Expense description: (Unit-cost)</u> <u>X (#-units) (INR)</u>	<u>Unit</u> <u>Cost</u> <u>2017-18</u> <u>(INR)</u>	<u>Unit</u> <u>Cost</u> <u>2018-19</u> <u>(INR)</u>	<u>2016-17</u> <u>Amount</u> <u>(INR)</u>	<u>2016-17</u> <u>Amount</u> <u>(INR)</u>	<u>2018-19</u> <u>Amount</u> <u>(INR)</u>	<u>%</u> <u>increase</u>
Salary for Non teaching staff / Coordinator	(Cost per month) x (12 months)	1350	1350	16200	16200	16200	0.00
Salary for Asst .project coordinator	(Cost per month) x (12 months)	800	800	9600	9600	9600	0.00
Salary for Administration cum accounts asst. Part time	(Cost per month) x (12 months)	500	500	6000	6000	6000	0.00
Salaries total				31800	31800	31800	0.00
Postage and telephone etc				4000	4000	4000	0.00
Photograph, video etc				2700	2700	2700	0.00
Travel and Contingencies				5400	5400	5400	0.00
Total				43900	43900	43900	0.00

CDDP Budget 2018-19

Overall Budget (All 7 schools + Geneal expenses)				
Year	<u>2016-17</u>	<u>2017-18</u>	<u>2018-19</u>	<u>% increase</u>
Number of schools	7	7	7	0.00
Total Number of students across schools in the villages	124	123	138	12.20
Budget				
<u>Line Item</u>	<u>2016-17 Amount (INR)</u>	<u>2017-18 Amount (INR)</u>	<u>2018-19 Amount (INR)</u>	<u>% increase</u>
Salary for the teaching staff-Class-Permanent-teachers.	117600	129360	129360	0.00
Expert Guest teachers for coaching in specific subjects	35000	35000	35000	0.00
Note books and other learning materials	56400	56600	51750	-8.57
Nutritive refreshment	129888	129888	182160	40.24
Uniform dresses	55350	55350	0	-100.00
Non-uniform dresses	55350	55350	62100	12.20
Foot wear	27060	27060	30360	12.20
Electricity expenditure	33600	33600	33600	0.00
Educational tour	70000	70000	70000	0.00
Adolescent Education Program	0	0	43600	NA
Additional common General / Admin Expenses	43900	43900	43900	0.00
Total	624148	636108	681830	7.19

CDDP Budget 2018-19

All 7 schools (phase wise school break-down)

	<u>2016-17</u>	<u>2017-18</u>	<u>2018-19</u>	<u>% increase</u>
Number of schools	7	7	7	0.00
Total Number of students across schools in the villages	124	123	138	12.20

Budget

<u>Line Item</u>	<u>2016-17 Amount (INR)</u>	<u>2017-18 Amount (INR)</u>	<u>2018-19 Amount (INR)</u>	<u>% increase</u>
I phase schools	142776	164868	173525	5.25
II phase schools	196296	186276	175890	-5.58
III phase schools	241176	241064	244915	1.60
Adolescent Education Program	0	0	43600	NA
Additional common General / Admin Expenses	43900	43900	43900	0.00
Total	624148	636108	681830	7.19

- *Budget for 2018-19 rounded to 500 is **INR 6,82,000** (Six lakhs Eighty two thousand only)*
- **** Chapter needs to disburse **INR 11,500** balance from 2017-18*
- *First disbursement in 2018 should be: $\text{INR } (6,82,000/2 + 11,500) = \text{INR } 3,52,500$*

Audit Report 2017-18



This image cannot currently be displayed.

FRCA (Valid 01/11/16 – 01/11/21)



This image cannot currently be displayed.



This image cannot currently be displayed.