

## AUDITOR'S REPORT

NAME OF THE TRUST: **SENSE INTERNATIONAL (INDIA)**

REGISTRATION NO.: **E – 11279**

We have audited the accounts of the above named Trust for the year ended on 31<sup>st</sup> March 2019 and report that,

1. The accounts are maintained regularly and in accordance with the provisions of the Act and the Rules;
2. Receipts and disbursements are properly and correctly shown in the Accounts;
3. The Cash Balance as on 31.3.2019 in the custody of the manager or trustee are in the agreement with accounts;
4. Books, Deed, Accounts Voucher and other documents and records required by us were produced before us;
5. An inventory, certified by the trustee of the moveable of the Trust has been maintained;
6. The Manager/ Trustee appeared before us and furnished the necessary information required by us;
7. No Property or Funds of the Trust were applied for any object of purpose other than the objects or purposes of Trust;
8. The amounts outstanding for more than one year are Rs. Nil and the amount written off is Rs. Nil;
9. Tenders were invited for repairs or constructions for the expenditure involved in excess of Rs. 5,000/-;
10. No money of the Public Trust has been invested contrary to the provisions of Section 35;
11. No alienations of immovable property have been made contrary to the provisions Section 36;

We further report that (refer notes to accounts).

FOR, K. PRAVINCHANDRA & ASSOCIATES  
CHARTERED ACCOUNTANTS  
FRN. 116285W

KALPEN P. SHAH  
PROPRIETOR  
M. No.: 100993



Place: Ahmedabad  
Date: 9<sup>th</sup> August, 2019

*K. Pravinchandra & Associates*  
*Chartered Accountant*

*A Professional Service Firm*

*Advisory / Assurance / Credit & Risk / Operations / Tax*

1, Hari Har Park Society, Nr. Old High Court Underbridge, Navrangpura, Ahmedabad-380009.

(T) + 079 26424101 email : accounts@kpbpo.com web : www.kpbpo.com

## SCHEDULE IX-C

(see rule 32)

Statement of Income liable to contribution for the year ending 31st March, 2019

Name of Public Trust: Sense International India

Registration No: E/11279

Address: 2nd Floor, Admin Block, Andhjan Mandal Campus, Vastrapur, Ahmedabad

Phone: 079-26301282 Email: info@senseintindia.org

**Details of Bank Account:**

Bank of India, Panchvati Branch, Ahmedabad

Account No.: 200110100014443 FCRA No.: 041910231

Date: 25th August, 2000 (Renewed 1st November, 2016)

Particulars		Amt. (Rs.)
<b>Gross Annual Income</b>		7,46,79,830
(i)	Details of Income not Chargeable to contribution under section 58 and rule 32	
(a)	Corpus	
	(1) From Country	
	(2) From Foreign Country; FCRA No.:041910231 Date: 25th August, 2000.	
(b)	General	
	(1) From Country	2,29,32,214
	(2) From Foreign Country; FCRA No.:041910231 Date: 25th August, 2000.	41,29,758
(ii)	Grants by Government and Local Authorities	
(a)	Government and Local Authorities	
(b)	From Foreign Country	
(c)	From Funding Agencies	
	(1) From Country	3,24,96,771
	(2) From Foreign Country; FCRA No.:041910231 Date: 25th August, 2000.	1,39,68,089
(iii)	Amount spent for the purpose of education	8,19,89,970
(iv)	Amount spent for the purpose of medical relief	
(v)	(A) Deductions out of income from lands used for agricultural purpose:	
	(a) Land Revenue and Local Fund Cess	
	(b) Rent Payable to superior landlord	
	(c) Cost of production, if lands are cultivated by trust	
	(B) Income from lands used for agricultural purpose	
(vi)	(A) Deductions out of income from lands used for non-agricultural purpose:	
	(a) Assessment, Cesses and other Government or Municipal Taxes	
	(b) Ground rent payable to superior landlord	
	(c) Insurance Premium	
	(d) Repairs @ 8.33 per cent, of gross rent of building	
	(e) Cost of collection @ 4 per cent, of gross rent of buildings let out:	
	(B) Income from lands used for non-agricultural purpose	
(vii)	Cost of collection of income or receipts from securities, stocks, etc. at 1 per cent, of such income:	
(viii)	Deductions on account of repairs in respect of buildings not rented and yielding to income, @ 8.33 per cent, of the estimated gross annual rent	
<b>Total Income chargeable to contribution</b>		NIL
<b>Contribution payable</b>		NIL

Place: Ahmedabad  
Date: 9th August, 2019

For, K. Pravinchandra & Associates Chartered Accountants For, Sense International (India)

(Kalpen P. Shah)  
Mem. No.: 100993  
Firm Reg No.: 116285W

Trustee  
Dr. Bhushan Punani  
Admin Block  
Andhajan Mandal Campus  
Vastrapur, Ahmedabad



## Sense International (India)

2nd Floor, Admin Block, Andhajan Mandal Campus, Vastrapur, Ahmedabad - 380015  
Balance Sheet as on 31st March 2019

Reg. No. E/11279/AHMEDABAD dated 29th March 1997

Bombay Public Trusts (Gujarat) Rules, 1961, SCHEDULE VIII ( Vide Rule 17(1))

Bank Account no. of Foreign Contribution: Bank of India 200110100014443 FCRA no. 041910231 dated 25th August 2000 (Renewed 1st November, 2016)

Funds and Liabilities	Sch No.	2018-19		2017-18		Sch No.	2018-19		2017-18	
		Amt. (Rs.)	Amt. (Rs.)	Amt. (Rs.)	Amt. (Rs.)		Amt. (Rs.)	Amt. (Rs.)		
Corpus Fund	A	18,03,141	18,03,141	24,38,899	25,00,418	F	24,38,899	24,38,899	25,00,418	
Endowment Funds	B	29,28,531	29,28,531	10,16,579	10,14,480	G	10,16,579	10,16,579	10,14,480	
Trust Fund	C	87,79,006	1,61,66,404	8,23,650	9,00,908	H	8,23,650	8,23,650	9,00,908	
Grants received in Advance	D	1,69,67,440	1,48,80,800	17,12,140	23,07,000	I	17,12,140	17,12,140	23,07,000	
Current Liabilities and Provisions	E	1,75,407	15,40,664	1,44,715	-	J	1,44,715	1,44,715	-	
<b>Total</b>		<b>3,06,53,525</b>	<b>3,73,19,540</b>	<b>3,06,53,525</b>	<b>3,73,19,540</b>		<b>3,06,53,525</b>	<b>3,06,53,525</b>	<b>3,73,19,540</b>	

Notes forming part of accounts: Schedule Q  
As per report of even date

The above balance sheet to the best of my/our belief contains true account of the funds and liabilities and of the property and assets of the Trust

Place: Ahmedabad  
Date: 9th August, 2019

For, K. Pravinchandra & Associates  
Chartered Accountants



*(Signature)*  
(Kalpen P. Shah)  
Mem. No.: 100993  
Firm Reg No.: 116285W

For, Sense International  
(India)

*(Signature)*

Director  
Akhil S. Paul  
Admin Block  
Andhajan Mandal Campus  
Vastrapur, Ahmedabad  
Phone: +91-79-26301282

Trustee  
Dr. Bhushan Punani  
Admin Block  
Andhajan Mandal Campus  
Vastrapur, Ahmedabad



**Sense International (India)**

2nd Floor, Admin Block, Andhajan Mandal Campus, Vastrapur, Ahmedabad - 380015

**Income & Expenditure account for the year ended 31st March 2019**

Reg. No. E/11279/AHMEDABAD

Bombay Public Trusts (Gujarat) Rules, 1961, SCHEDULE IX ( Vide Rule 17(1))

Bank Account no. of Foreign contribution: Bank of India 200110100014443 FCRA no. 041910231 dated 25th August 2000 (Renewed 1st November, 2016)  
Bank of India, C.G. Road, Panchavati, Ahmedabad


Expenses	Sch. No.	2018-19 Amt. Rs.	2017-18 Amt. Rs.	Income	Sch. No.	2018-19 Amt. Rs.	2017-18 Amt. Rs.
<b>To Expenditure in respect of Properties</b>	<b>K</b>			<b>By Rent</b>		60,000	-
Rent, Electricity & Taxes		6,41,888	6,52,195				
Repairs and Maintenance Expenses		2,73,072	2,55,093	<b>By Interest</b>	<b>N</b>		
<b>To Establishment Expenses</b>	<b>L</b>	7,32,208	9,69,440	Bank Interest		2,89,595	10,60,565
				Interest on Funds		8,03,403	15,96,651
<b>To Legal Expenses</b>		15,600	19,000	<b>By Donations in Cash or Kind</b>	<b>O</b>		
To Audit Fees		3,84,916	4,25,463	Foreign Sources		41,29,758	7,43,036
To Depreciation		6,46,193	4,92,258	Local Sources		2,29,32,214	2,24,98,524
<b>To Expenditure on Objects of the Trust (FCRA details in schedule)</b>	<b>M</b>			<b>By Grants</b>	<b>P</b>		
(a) Religious		-	-	Foreign Contribution		1,39,68,089	2,65,92,082
(b) Educational		7,92,96,094	7,79,88,881	Local Contribution		3,24,96,771	2,86,65,663
(c) Medical Relief		-	-				
(d) Relief of Poverty		-	-	<b>Excess of Expenditure over Income (transferred to General Fund - Sch C)</b>		73,10,140	-
(e) Other Charitable Objects		-	-				
<b>Fund</b>							
Excess of Income over Expenditure transferred to General Fund		-	3,54,191				
<b>Total</b>		<b>8,19,89,970</b>	<b>8,11,56,521</b>	<b>Total</b>		<b>8,19,89,970</b>	<b>8,11,56,521</b>


Notes forming part of accounts: Schedule Q  
As per report of even date


For, K. Pravinchandra & Associates  
Chartered Accountants

For, Sense International (India)

Place: Ahmedabad  
Date: 9th August, 2019

  
 (Kalpen P. Shah)  
 Mem. No.: 100993  
 Firm Reg No.: 116285W

  
 Trustee  
 Dr. Bhushan Punani  
 Admin Block  
 Andhajan Mandal Campus  
 Vastrapur, Ahmedabad

  
 Director  
 Akhil S. Paul  
 Admin Block  
 Andhajan Mandal Campus  
 Vastrapur, Ahmedabad  
 Phone: +91-79-26301282



**Schedules forming part of Balance Sheet as on 31st March, 2019**

**SCHEDULE A - CORPUS FUND**

Particulars	Opening balance	Addition during the year	Utilisation during the year	Closing balance
Corpus Fund (FC)	195	-	-	195
<b>Sub-Total FC</b>	<b>195</b>	<b>-</b>	<b>-</b>	<b>195</b>
Corpus Fund (NFC)	18,02,946	-	-	18,02,946
<b>Sub-Total NFC</b>	<b>18,02,946</b>	<b>-</b>	<b>-</b>	<b>18,02,946</b>
<b>Total</b>	<b>18,03,141</b>	<b>-</b>	<b>-</b>	<b>18,03,141</b>

**SCHEDULE B - ENDOWMENT FUNDS**

Particulars	Opening balance	Addition during the year	Total balance
<b>FC</b>			
Sadashiv and Saraswati Prasad Endowment Fund	5,69,531	-	5,69,531
<b>Sub-Total FC</b>	<b>5,69,531</b>	<b>-</b>	<b>5,69,531</b>
<b>Non FC</b>			
Ajay Khanna Endowment Fund	45,000	-	45,000
Paul Suryavanshi Endowment Fund	12,87,000	-	12,87,000
Tulsi Project Private Limited Fund	5,00,000	-	5,00,000
Sugandh Endowment Fund	5,01,000	-	5,01,000
Kumud and Vasant Joshi Endowment Fund	26,000	-	26,000
<b>Sub-Total Non FC</b>	<b>23,59,000</b>	<b>-</b>	<b>23,59,000</b>
<b>Total</b>	<b>29,28,531</b>	<b>-</b>	<b>29,28,531</b>

**SCHEDULE C - TRUST FUND**

Particulars	Opening balance	Addition during the year	Utilisation during the year	Closing balance
General Fund	1,52,65,496	-	73,10,140	79,55,356
Gratuity Fund	9,00,908	-	77,258	8,23,650
<b>Total</b>	<b>1,61,66,404</b>	<b>-</b>	<b>73,87,398</b>	<b>87,79,006</b>

*M. S. ...*

*A. S. ...*



**Schedules forming part of Balance Sheet as on 31st March, 2019**

**SCHEDULE D - GRANTS RECEIVED IN ADVANCE**

Particulars	Opening balance	Received during the year	Utilisation during the year	Closing balance
<b>Foreign Contribution Grants</b>				
Australian High Commission - Direct Aid Programme	7,67,000	18,24,580	17,82,387	8,09,193
Paul Hamlyn Foundation	5,71,508	45,83,546	37,00,870	14,54,184
Rangoonwala Foundation (India) Trust	14,76,035	48,83,709	50,88,389	12,71,355
The Hans Foundation	2,65,879	23,01,659	18,59,639	7,07,899
Give India	-	31,063	31,063	0
<b>Sub-Total FC</b>	<b>30,80,422</b>	<b>1,36,24,557</b>	<b>1,24,62,348</b>	<b>42,42,631</b>
<b>Local Contribution Grants</b>				
Alkyl Amines	12,86,512	21,42,697	21,13,509	13,15,700
Azim Premji Philanthropic Initiatives	84,92,900	2,19,88,165	2,16,73,919	88,07,146
Bharti Airtel	-	10,00,000	-	10,00,000
KHS Machinery Pvt. Ltd.	10,00,000	10,00,000	10,00,000	10,00,000
Sonata Software	5,70,000	5,91,963	5,70,000	5,91,963
Give India	39,775	2,77,747	3,07,522	10,000
<b>Sub-Total Non FC</b>	<b>1,13,89,187</b>	<b>2,70,00,572</b>	<b>2,56,64,950</b>	<b>1,27,24,809</b>
<b>Total</b>	<b>1,44,69,609</b>	<b>4,06,25,129</b>	<b>3,81,27,298</b>	<b>1,69,67,440</b>

**SCHEDULE E - CURRENT LIABILITIES & PROVISIONS**

Particulars	FC	NFC	Total
<b>TDS Payable</b>			
194J : Professional services	-	55,053	55,053
194C : Contract	282	11,356	11,638
<b>Expenses Payable</b>			
Electricity	-	9,457	9,457
Payment Gateway	-	394	394
Staff Advance	14,268	-	14,268
<b>Project Expenses Payable</b>			
Victory Project, Kuppam	-	66,514	66,514
Deafblind Resource Centre, Ahmedabad	-	3,083	3,083
<b>Rent Deposit</b>			
	-	15,000	15,000
<b>Total</b>	<b>14,550</b>	<b>1,60,857</b>	<b>1,75,407</b>

*Mahesh Kumar Agarwal*



Schedules forming part of Balance Sheet as on 31st March, 2019

**SCHEDULE F - FIXED ASSETS**

Sr.	Particulars	Opening WDV on 01/04/2018	Additions during the year		Assets Sold during the Year	Value for Dep.	Rate of Dep. (%)	Total Dep.	Closing WDV on 31/03/2019
			More Than 180 Days	Less Than 180 Days					
<b>FC</b>									
<b>A Land and Building</b>									
1	Office Shed	25,866	-	-	-	25,866	0%	-	25,866
<b>B Equipment</b>									
2	Computer and Printers	5,85,888	-	1,40,000	-	7,25,888	40%	2,62,355	4,63,533
3	Braille Printer	5,184	-	-	-	5,184	40%	2,074	3,110
4	Office Equipment	20,415	-	-	-	20,415	15%	3,062	17,353
5	Electric Equipment	1,40,037	-	-	-	1,40,037	15%	21,006	1,19,032
6	Air Condition	31,068	-	-	-	31,068	15%	4,660	26,408
<b>C Furniture and Fixture</b>									
7	Furniture and Fixtures	2,43,857	-	-	-	2,43,857	10%	24,386	2,19,471
8	Gas Installation	2,263	-	-	-	2,263	10%	226	2,037
	<b>Sub Total FC</b>	<b>10,54,578</b>	<b>-</b>	<b>1,40,000</b>	<b>-</b>	<b>11,94,578</b>	<b>-</b>	<b>3,17,769</b>	<b>8,76,809</b>
<b>Non FC</b>									
<b>D Land and Building</b>									
1	Office Premises	5,51,000	-	-	-	5,51,000	0%	-	5,51,000
<b>E Equipment</b>									
2	Computer and Printers	2,99,249	91,190	70,179	(8425)	4,52,193	40%	1,66,841.29	2,85,351
3	Braille Display	1,64,500	1,64,500	32,849	-	1,97,349	40%	72,369.80	1,24,979
4	Air Condition	1,35,941	51,060	-	-	1,87,001	15%	28,050.16	1,58,951
5	Office Equipment	10,111	-	-	-	10,111	15%	1,516.63	8,594
6	Electric Equipments	2,20,498	4,000	2,450	-	2,26,948	15%	33,858.39	1,93,089
<b>F Furniture and Fixture</b>									
7	Furniture and Fixtures	2,17,256	20,809	16,062	-	2,54,127	10%	24,609.59	2,29,517
8	Fire Guard	11,786	-	-	-	11,786	10%	1,178.60	10,607
	<b>Sub Total Non FC</b>	<b>14,45,840</b>	<b>3,31,559</b>	<b>1,21,540</b>	<b>(8,425)</b>	<b>18,90,514</b>	<b>-</b>	<b>3,28,424.45</b>	<b>15,62,090</b>
	<b>TOTAL</b>	<b>25,00,418</b>	<b>3,31,559</b>	<b>2,61,540</b>	<b>(8,425)</b>	<b>30,85,092</b>	<b>-</b>	<b>6,46,193</b>	<b>24,38,899</b>

*Arjun*

*Madhurya*



Schedules forming part of Balance Sheet as on 31st March, 2019

**SCHEDULE G - INVESTMENTS**

(i) Investment of Funds (Non FC)										
Sr. No.	Held with	Period	Type of Investment	Date of Investment	Date of Maturity	Principal Amt. Rs.	Rate of Interest	Accrued Interest Amt. Rs.	Balance Amt. Rs.	Remarks
1	Kerala Transport Development Finance Corporation Ltd.	12 months	Term Deposit	22-Jan-19	22-Jan-20	10,00,000	8.5%	16,579	10,16,579	Investment of Earmarked Funds
Sub-Total						10,00,000		16,579	10,16,579	
(ii) Investment of Gratuity Fund (Non FC)										
Sr. No.	Held with	Period	Type of Investment	Date of Investment	Date of Maturity	Principal Amt. Rs.	Rate of Interest	Accrued Interest Amt. Rs.	Balance Amt. Rs.	Remarks
1	Life Insurance Corporation of India	N.A.	Employee Group Gratuity-cum-Life Assurance Scheme	1-Mar-13	On retirement or death of employee	8,23,650	At Govt. Rate	N.A.	8,23,650	Investment of Gratuity Fund
Total						18,23,650		16,579	18,40,229	

*Ajmal*

*Mohammed*





**Schedules forming part of Balance Sheet as on 31st March, 2019**

**SCHEDULE H - CURRENT ASSETS**

Particulars	FC	Non FC	Total Amt. Rs.
<b>Advance on Projects</b>			
Aaina Project, Bhubneswar	23,665	-	23,665
Aakansha Project, Raipur	31,183	-	31,183
Amariyoti Project, Delhi	-	80,570	80,570
Deafblind Project, Jamnagar	-	-	-
Ashadeep Project, Patna	35,446	-	35,446
Deafblind Resource Centre, Goa	32,066	-	32,066
Disha Project, Vadodara	-	9,682	9,682
Deafblind Project, Trichy	-	8,602	8,602
KSSS Project, Kottayam	-	3,210	3,210
Manav Vikas Project, Nagpur	26,712	-	26,712
Mathru Project, Bengaluru	-	10,337	10,337
MP Deafblind Resource Centre, Ujjain	-	2,473	2,473
MSSS Project, Trivandrum & Kanyakumari	-	14,235	14,235
Deafblind Project, Dhule	47,880	-	47,880
Deafblind Project, Shrirampur	35,765	-	35,765
Deafblind Project, New Delhi	-	3,732	3,732
Deafblind Project, Solapur	3,552	-	3,552
Nav Bharat Deafblind Project, Jharkhand	-	48,133	48,133
PBMA Project, Pune	-	2,230	2,230
Sahayogini Project, Mumbai	-	73,524	73,524
State Learning Centre, Nashik	-	41,778	41,778
Rajasthan Resource Centre, Ajmer	-	19,086	19,086
Deafblind Project, Guwahati	-	16,378	16,378
Shreyas Deafblind Project, Wayanad	-	26,271	26,271
Regional Resource Centre, Chennai	-	32,936	32,936
Deafblind Project, Khammam	-	36,338	36,338
State Resource Centre on Deafblindness, Kakinada	-	86,731	86,731
<b>Prepaid Expenses</b>			
Prepaid AC Maintenance	2,600	-	2,600
Prepaid Insurance	-	33,127	33,127
<b>Accrued Interest</b>			
Bank of India	1,394	-	1,394
Axis Bank	-	2,67,922	2,67,922
ICICI Bank	-	15,528	15,528
<b>Travel/Expense Advance to Staff</b>	-	43,590	43,590
<b>Deposits</b>			
Give India Deposit	3,000	-	3,000
Telephone Deposit	3,340	1,945	5,285
Toll Free No.	10,000	-	10,000
Bengaluru Office Rent Deposit	1,60,000	-	1,60,000
<b>Other Receivables</b>			
Travel refunds receivable	-	540	540
Event Avenue	-	5,598	5,598
TDS refund receivable u/s 194J (Previous Years Rs. 91,873/-)	-	1,95,744	1,95,744
TDS refund receivable u/s 194A (Previous Years Rs. 1,35,240/-)	1,01,971	1,12,406	2,14,377
TDS refund receivable u/s 194H (Previous Years Rs. 184/-)	-	920	920
<b>Total</b>	<b>5,18,574</b>	<b>11,93,566</b>	<b>17,12,140</b>

*Mohammed*

*Agarwal*



**Schedules forming part of Balance Sheet as on 31st March, 2019**

**SCHEDULE I - GRANTS RECEIVABLE**

Particulars	Opening balance	Received during the year	Utilisation during the year	Closing balance
<b>Foreign Currency Grants</b>				
Grants from SI UK	4,11,191	10,29,963	15,05,741	64,587
UKAM	-	8,98,872	10,29,604	1,30,732
JOA	89,809	52,291	75,955	(66,145)
Nepal	3,21,382	52,063	3,73,445	-
Training project	-	26,737	26,737	-
<b>Sub-total</b>	<b>4,11,191</b>	<b>10,29,963</b>	<b>15,05,741</b>	<b>64,587</b>
<b>Local Currency Grants</b>				
Azim Premji University	-	82,365	1,40,898	52,680
Charities Aid Foundation	-	2,62,800	2,90,248	27,448
<b>Sub-total</b>	<b>-</b>	<b>3,45,165</b>	<b>4,31,146</b>	<b>80,128</b>
<b>Total</b>	<b>4,11,191</b>	<b>13,75,128</b>	<b>19,36,887</b>	<b>1,44,715</b>

**SCHEDULE J - CASH AND BANK BALANCES**

Particulars	FC	Non FC	Total Amt. Rs.
<b>Cash Balance</b>			
Cash	41,693	10,245	51,938
<b>Sub-Total</b>	<b>41,693</b>	<b>10,245</b>	<b>51,938</b>
<b>Balance in Bank - Savings Account</b>			
Bank of India (Ahmedabad)	26,46,160	-	26,46,160
Bank of India (RFIT Project)	5,31,981	-	5,31,981
Bank of India (Gratuity)	-	925	925
Bank of India (Delhi)	-	2,732	2,732
Central Bank of India	-	23,115	23,115
HDFC Bank, Vejalpur	-	3,28,998	3,28,998
HDFC Bank, Panchavati	-	5,36,536	5,36,536
ICICI Bank	-	47,09,954	47,09,954
Axis Bank	-	1,75,715	1,75,715
Axis Bank (APPI Project)	-	3,10,702	3,10,702
<b>Sub-Total</b>	<b>31,78,141</b>	<b>60,88,676</b>	<b>92,66,817</b>
<b>Balance in Bank - Term Deposits</b>			
<b>Held with Bank of India</b>			
Sadashiv and Sarswati Prasad Endowment Fund	5,69,531	-	5,69,531
Advance grant	14,54,184	-	14,54,184
General Fund	8,63,270	-	8,63,270
<b>Held with Axis Bank - Project advance grant</b>	-	82,00,000	82,00,000
<b>Held with ICICI Bank</b>			
Ajay Khanna Endowment Fund	-	5,000	5,000
Kumud & Vasant Joshi Endowment Fund	-	26,000	26,000
Paul Suryavanshi Endowment Fund	-	1,02,000	1,02,000
Sugandh Endowment Fund	-	5,01,000	5,01,000
Tulsi Project Private Limited Fund	-	5,00,000	5,00,000
Advance grant	-	5,91,963	5,91,963
General Fund	-	10,71,339	10,71,339
<b>Held with Central Bank of India</b>			
Ajay Khanna Fund	-	40,000	40,000
Corpus Fund	-	89,500	89,500
Paul Suryavanshi Endowment Fund	-	11,85,000	11,85,000
<b>Sub-Total</b>	<b>28,86,985</b>	<b>1,23,11,802</b>	<b>1,37,44,603</b>
<b>Total</b>	<b>61,06,819</b>	<b>1,84,10,723</b>	<b>2,30,63,358</b>

*M. K. ...*      *A. J. ...*



**Schedules forming part of Income & Expenditure Account  
for the year ended 31st March 2019**

**SCHEDULE K - EXPENDITURE IN RESPECT OF PROPERTIES**

Particulars	FC Amt. Rs.	NFC Amt. Rs.	Total Amt. Rs.
<b>Rent, Electricity &amp; Taxes</b>			
Office Rent	1,60,000	2,66,696	4,26,696
Electricity	-	2,15,192	2,15,192
<b>Total</b>	<b>1,60,000</b>	<b>4,81,888</b>	<b>6,41,888</b>
<b>Repairs &amp; Maintenance Expenses</b>			
General repairs	-	200	200
Electric maintenance	-	14,497	14,497
Maintenance & Cleaning	15,167	1,58,716	1,73,883
Computer maintenance	-	59,037	59,037
Website hosting	7,755	17,700	25,455
<b>Total</b>	<b>22,922</b>	<b>2,50,150</b>	<b>2,73,072</b>

**SCHEDULE L - ESTABLISHMENT EXPENSES**

Particulars	FC Amt. Rs.	NFC Amt. Rs.	Total Amt. Rs.
<b>Communication &amp; Information Dissemination Expenses</b>			
Postage & Courier	-	70,126	70,126
Telephone/Fax & Mobile	-	27,994	27,994
Internet	-	81,381	81,381
<b>Total</b>	<b>-</b>	<b>1,79,501</b>	<b>1,79,501</b>
<b>Office Expenses, Supplies &amp; Sundries</b>			
Hospitality	-	67,281	67,281
Stationery, Supplies & Consumables	675	96,429	97,104
Conveyance	-	16,825	16,825
Bank charges	10,274	1,78,499	1,88,773
ECS & EDC maintenance charges	-	18,408	18,408
Cable connection	-	3,000	3,000
Insurance	-	66,629	66,629
Subscription	-	45,028	45,028
Membership Fees	-	32,000	32,000
Medical Expenses	-	1,490	1,490
Water	-	16,169	16,169
<b>Total</b>	<b>10,949</b>	<b>5,41,758</b>	<b>5,52,707</b>

*Adhish* *Azhar*



**Schedules forming part of Income & Expenditure Account  
for the year ended 31st March 2019**

**SCHEDULE M - EXPENDITURE ON OBJECT OF THE TRUST**

Particulars	FC Amt. Rs.	NFC Amt. Rs.	Total Amt. Rs.
<b>Human Resource Costs</b>			
Learning & development (review, training & seminars)	6,717	2,84,353	2,91,070
Admin Charges for EPF	39,377	81,875	1,21,252
Contribution to Gratuity Fund	-	26,800	26,800
Recruitment	-	12,081	12,081
<b>Sub-Total</b>	<b>46,094</b>	<b>4,05,109</b>	<b>4,51,203</b>
<b>Governance &amp; Management Expenses</b>			
Governance	654	98,081	98,735
Salary & benefits	26,01,550	37,12,688	63,14,238
<b>Sub-Total</b>	<b>26,02,204</b>	<b>38,10,769</b>	<b>64,12,973</b>
<b>Advocacy &amp; Networks Expenses</b>			
Advocacy on deafblindness	18,576	8,12,008	8,30,584
Research	-	67,825	67,825
Networks of families, teachers & deafblind adults	15,366	5,22,694	5,38,060
Salary & benefits	11,72,997	17,42,140	29,15,137
<b>Sub-Total</b>	<b>12,06,939</b>	<b>31,44,667</b>	<b>43,51,606</b>
<b>Programme &amp; Capacity Building Expenses</b>			
Leadership & Capacity building training to partners	1,00,462	3,58,634	4,59,096
Assistive Devices to deafblind adults	-	32,849	32,849
Awareness visits of project partners	14,145	62,697	76,842
Income generation small grant support to deafblind adults	2,07,500	6,62,250	8,69,750
Monitoring & Evaluation & Capacity building of partners	7,11,935	9,04,157	16,16,092
Less: Discount on travel bookings	-	(14,717)	(14,717)
Salary & benefits	10,68,473	26,10,833	36,79,306
<b>Sub-Total</b>	<b>21,02,515</b>	<b>46,16,702</b>	<b>67,19,217</b>
<b>Training Expenses</b>			
Teacher Training Course (TTC) Sponsorship	21,000	1,84,500	2,05,500
Training on deafblind issues	6,60,186	19,78,039	26,38,225
Training to deafblind adults	-	1,44,307	1,44,307
Mentoring costs	67,666	5,36,669	6,04,335
Onsite trainings to deafblind educators & parents	1,86,645	4,43,563	6,30,207
SSA trainings - school teachers	-	1,90,268	1,90,268
Salary & benefits	7,88,254	17,91,483	25,79,737
<b>Sub-Total</b>	<b>17,23,751</b>	<b>52,68,829</b>	<b>69,92,579</b>
<b>Public Engagement &amp; Organisational Development Expenses</b>			
Public Awareness & Engagement on deafblindness	-	72,83,950	72,83,950
Consultancy fees	-	1,98,000	1,98,000
Information production & dissemination	1,73,109	2,76,238	4,49,347
Accreditation	-	1,000	1,000
Events & Donor management	-	3,75,779	3,75,779
Salary & benefits	16,63,750	49,58,919	66,22,669
<b>Sub-Total</b>	<b>18,36,859</b>	<b>1,30,93,886</b>	<b>1,49,30,745</b>

*Mohun Kumar*      *A. J. Patel*



**Schedules forming part of Income & Expenditure Account  
for the year ended 31st March 2019**

Particulars	FC Amt. Rs.	NFC Amt. Rs.	Total Amt. Rs.
<b>Projects on Deafblindness</b>			
Aaina Project, Bhubneswar	10,67,822	-	10,67,822
Aakansha Project, Raipur	11,34,176	-	11,34,176
Amarjyoti Project, Delhi	-	7,48,460	7,48,460
Deafblind Project, Jamnagar	-	1,82,546	1,82,546
Ashadeep Project, Patna	8,98,653	-	8,98,653
Deafblind Resource Centre, Ahmedabad	-	16,97,114	16,97,114
Deafblind Resource Centre, Goa	17,65,956	-	17,65,956
Disha Project, Vadodara	-	3,74,415	3,74,415
Deafblind Project, Trichy	-	11,99,737	11,99,737
KSSS Project, Kottayam	-	16,88,946	16,88,946
MP Deafblind Resource Centre, Ujjain	-	21,35,599	21,35,599
MSSS Project, Trivandrum	-	25,96,158	25,96,158
Manav Vikas Project, Nagpur	12,13,848	-	12,13,848
Mathru Project, Bengaluru	-	15,72,664	15,72,664
Deafblind Project, Dhule	11,43,091	-	11,43,091
State Learning Centre, Nashik	-	13,50,944	13,50,944
Deafblind Project, New Delhi	6,34,984	11,43,665	17,78,649
Deafblind Project, Solapur	12,18,354	-	12,18,354
Deafblind Project, Shirampur	10,66,735	-	10,66,735
Nav Bharat Deafblind Project, Jharkhand	80,784	7,86,235	8,67,019
PBMA Project, Pune	-	10,24,898	10,24,898
Rajasthan Resource Centre, Ajmer	-	11,02,674	11,02,674
Sahayogini Project, Mumbai	-	20,47,632	20,47,632
Deafblind Project, Guwahati	-	7,85,484	7,85,484
Shreyas Deafblind Project, Wayanad	-	15,35,800	15,35,800
Deafblind Resource Centre, Kolkata	-	2,47,577	2,47,577
Regional Resource Centre, Chennai	-	15,26,373	15,26,373
Deafblind Project, Khammam	-	11,50,195	11,50,195
Victory Project, Kuppam	-	10,02,906	10,02,906
State Resource Centre on Deafblindness, Kakinada	5,70,424	27,42,921	33,13,345
<b>Sub-Total</b>	<b>1,07,94,827</b>	<b>2,86,42,943</b>	<b>3,94,37,770</b>
<b>TOTAL: SCHEDULE L</b>	<b>2,03,13,189</b>	<b>5,89,82,905</b>	<b>7,92,96,094</b>

*Mohammed Asif*



**Schedules forming part of Income & Expenditure Account  
for the year ended 31st March 2019**

**SCHEDULE N - INTEREST**

Particulars	FC	Non FC	Total Amt. Rs.
<b>Bank Interest:</b>			
Bank Interest	1,08,163	1,81,432	2,89,595
<b>Sub-Total</b>	<b>1,08,163</b>	<b>1,81,432</b>	<b>2,89,595</b>
<b>Interest on Funds:</b>			
Endowment Fund	21,042	1,55,758	1,76,800
Corpus Fund	-	5,751	5,751
General Fund	3,67,934	2,52,918	6,20,852
<b>Sub-Total</b>	<b>3,88,976</b>	<b>4,14,427</b>	<b>8,03,403</b>
<b>Total</b>	<b>4,97,139</b>	<b>5,95,859</b>	<b>10,92,998</b>

**SCHEDULE O - DONATIONS IN CASH OR KIND**

Particulars	FC	Non FC	Total Amt. Rs.
Individuals	6,16,602	1,55,91,681	1,62,08,283
Institutions	35,13,156	73,40,533	1,08,53,689
<b>Total</b>	<b>41,29,758</b>	<b>2,29,32,214</b>	<b>2,70,61,972</b>

**SCHEDULE P - GRANTS RECOGNISED DURING THE YEAR**

Particulars	Opening balance	Income received during the year	Grant received in advance	Income recognised during the year
<b>Foreign Contribution</b>				
Australian High Commission - Direct Aid Programme	7,67,000	18,24,580	8,09,193	17,82,387
Paul Hamlyn Foundation	5,71,508	45,83,546	14,54,184	37,00,870
Rangoonwala Foundation (India) Trust	14,76,035	48,83,709	12,71,355	50,88,389
The Hans Foundation	2,65,879	23,01,659	7,07,899	18,59,639
Give India	-	31,063	-	31,063
Grants from SI UK	4,11,191	10,29,963	(64,587)	15,05,741
UKAM	-	8,98,872	(1,30,732)	10,29,604
JOA	89,809	52,291	66,145	75,955
Nepal	3,21,382	52,063	-	3,73,445
Training project	-	26,737	-	26,737
<b>Sub-Total FC</b>	<b>34,91,613</b>	<b>1,46,54,520</b>	<b>41,78,044</b>	<b>1,39,68,089</b>
<b>Local Contribution</b>				
Alkyl Amines	12,86,512	21,42,697	13,15,700	21,13,509
Amit Bhonsle Infrastructure Ltd.	-	7,50,000	-	7,50,000
Azim Premji Philanthropic Initiatives	84,92,900	2,19,88,165	88,07,146	2,16,73,919
Azim Premji University	-	82,365	(58,533)	1,40,898
Bharti Airtel	-	10,00,000	10,00,000	-
Charities Aid Foundation	-	2,62,800	(27,448)	2,90,248
KHS Machinery Pvt. Ltd.	10,00,000	10,00,000	10,00,000	10,00,000
Sonata Software	5,70,000	5,91,963	5,91,963	5,70,000
Bombay Communities Public Trust	-	13,61,000	-	13,61,000
Rotary Club of Bombay Pier Charities Trust	-	8,51,802	-	8,51,802
Gruh Finance	-	11,32,028	-	11,32,028
V Care Foundation	-	20,55,845	-	20,55,845
Hemendra Kothari Foundation	-	2,50,000	-	2,50,000
Give India	39,775	2,77,747	10,000	3,07,522
<b>Sub-Total Non FC</b>	<b>1,13,89,187</b>	<b>3,37,46,412</b>	<b>1,26,38,828</b>	<b>3,24,96,771</b>
<b>Total</b>	<b>1,48,80,800</b>	<b>4,84,00,932</b>	<b>1,68,16,872</b>	<b>4,64,64,860</b>



*Aditya*

*Azmi*

**Sense International (India)**  
**Receipt & Payment account for the year ended on 31st March, 2019**  
**Reg. No. E/11279/Ahmedabad**


Receipts	Amt. Rs.	Amt. Rs.	Payments	Amt. Rs.	Amt. Rs.
<b>To Opening Balance</b>					
<u>Cash-in-hand - FC</u>			By Fixed Assets	5,84,674	5,84,674
Cash	41,943		By Expenditure incurred towards object of the trust	8,05,05,650	8,05,05,650
<u>Cash-in-hand - NFC</u>			By Current Liabilities	15,40,664	15,40,664
Cash	27,119	69,062			
<u>Bank Accounts - FC</u>					
Bank of India (Ahmedabad)	18,92,828				
Bank of India (RFIT)	7,12,534				
Bank of India (Fixed Deposit)	59,41,146				
<u>Bank Accounts - NFC</u>					
Axis Bank A/c No. '8467	11,59,427		<b>By Closing Balance</b>		
Axis Bank A/c No. '2311	9,80,775		<u>Cash-in-hand-FC</u>		
Bank of India (Delhi)	2,732		Cash	41,693	
HDFC Bank A/C No.'0039	14,81,037		<u>Cash-in-hand-NFC</u>		
HDFC Bank A/C No.'4263	11,00,320		Cash	10,245	51,938
Central Bank of India	24,887		<u>Bank Accounts-FC</u>		
ICICI Bank A/C	42,82,562		Bank Of India (Ahmedabad)	26,46,160	
ICICI Bank (Fixed Deposit A/C)	31,34,000		Bank of India (RFIT)	5,31,981	
Central Bank of India (Fixed Deposit A/C)	13,14,500		Bank Of India (Fixed Deposit)	28,86,985	
Axis Bank (Fixed Deposit A/C)	85,00,000		<u>Bank Accounts-NFC</u>		
Bank of India - Gratuity A/C	925	3,05,27,672	Bank of India (Delhi)	2,732	
<b>To Interest Income</b>			HDFC Bank A/C No.00481110000039	3,28,998	
On Corpus Fund	5,751		HDFC Bank A/C NO.50100040174263	5,36,536	
On Endowment Funds	1,71,752		Central Bank of India	23,115	
On General Fund	7,15,125		ICICI Bank A/C	47,09,954	
Interest accrued in F.Y. 2017-18 but received in the current year	2,68,374		Axis Bank	1,75,715	
Bank Interest	4,88,341	16,49,343	Axis Bank (APPI Project)	3,10,702	
<b>To Contributions received in the form of</b>			Axis Bank (Fixed Deposit A/C)	82,00,000	
Rent	60,000		ICICI Bank (Fixed Deposit A/C)	27,97,302	
Grants	4,77,80,481		Central Bank of India (Fixed Deposit A/C)	13,14,500	
Donations	2,70,61,972	7,49,02,453	Bank of India - Gratuity A/C	925	2,44,65,604
<b>Total</b>		<b>10,71,48,531</b>	<b>Total</b>		<b>10,71,48,531</b>

Notes forming part of accounts: Schedule Q  
As per report of even date

Place: Ahmedabad  
Date: 9th August, 2019

For, K. Pravinchandra &  
**Associates**  
Chartered Accountants

For, Sense International (India)



(Kalpen P. Shah)  
Mem. No.: 100993  
Firm Reg No.: 116285W

*Dr. Bhushan Punani*  
Trustee  
**Dr. Bhushan Punani**  
Admin Block  
Andhajan Mandal Campus  
Vastrapur, Ahmedabad  
Phone: +91-79-26303346

*Akshil S. Paul*  
Director  
**Akhil S. Paul**  
Admin Block  
Andhajan Mandal Campus  
Vastrapur, Ahmedabad  
Phone: +91-79-26301282



## SENSE INTERNATIONAL (INDIA)

---

### SCHEDULE Q: NOTES FORMING PART OF ACCOUNTS

#### SIGNIFICANT ACCOUNTING POLICIES:-

##### 1. Basis of Accounting:

Books of accounts are maintained on Historical Cost Convention and on Going Concern Concept. Accrual System of Accounts is generally followed to record all Incomes and Expenditures. Accounts are maintained as per Generally Accepted Accounting Principles and are in line with relevant guidelines, statements and standards issued by the Institute of Chartered Accountants of India.

##### 2. Fixed Assets:

The Fixed Assets are shown at Written Down Value after providing for Depreciation as per Income – Tax Rules, 1962.

##### 3. Investments:

Value of Investments has been adjusted to include interest accrued thereon as on 31<sup>st</sup> March, 2019.

##### 4. Revenue Recognition:

- a) Revenue consists of Donation, Grant and Interest (on investment) Income.
- b) Donation Income is recognized and accounted for on receipt basis. Grant Income and Interest (on investment) Income is recognized and accounted for on accrual basis.
- c) Where Income in the form of Grants have been utilized for Charitable purpose, but has not been received in whole or part for any reason, the grant receivable has been recognized under accrual as Grant Income and at the same time been shown under 'Grants Receivable' in the Balance sheet. Grant Income is Income, confirmed secured by contracts.

##### 5. Grants received in advance:

- a) Grants which are received during the financial year in advance for utilization in the subsequent financial year are shown under 'Advance Grants' in the financial statements.
- b) Accrued Interest Income on the same are credited to the balance of advance grants. These grants will be shown as Income in the subsequent financial year during which the expenditure sanctioned under these Grants are incurred.

##### 6. Donations:

- a) Endowment Donations are directly credited to the respective Endowment Fund and reflected in the Balance sheet.
- b) Donations received for specific purposes are credited to the respective Specific Fund.
- c) Corpus Donations are directly reflected in the Balance sheet.



Mahesh  
Carmu

Azfar



**7. Expenditure:**

Expenditure on salary, establishment expenses, training, advocacy and network expenses, monitoring and evaluation expenses, etc. are incurred for undertaking/ evaluating various projects across India for deafblind people. For the sake of proper disclosure, the same are treated under appropriate head, instead of treating it as expenditure on the object of the trust.


8. Previous years' figures have been regrouped and rearranged wherever necessary to make them comparable with that of the current financial year.

For, K. Pravinchandra & Associates  
Chartered Accountants

For, Sense International (India)



(Kalpen P. Shah)  
M. No.: 100993  
FRN: 116285W



Trustee  
Dr. Bhushan C. Punani



Director  
Akhil S. Paul

Place: Ahmedabad  
Date: 9<sup>th</sup> August, 2019

