ASHA STANFORD: RURAL SCHOOL STRENGTHENING PROJECT

ANNUAL REPORT

FOR JUNE 2016 TO MAY 2017

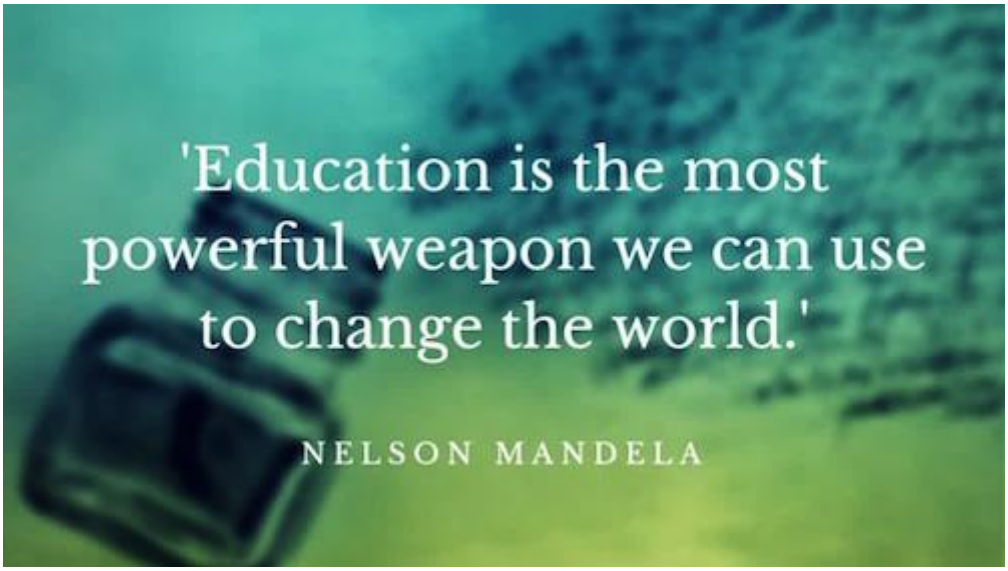

Education is indeed a powerful means to transform one's life as well as the well-being of the society. With a large proportion of the population living in the rural areas, the prevalence of illiteracy, poverty and unemployment is higher. Thereby, necessitating education for socio-economic development. However, rural students face many obstacles to completing their studies ranging from accessibility issues to lack of infrastructure to social conditioning and family circumstances.

Education in rural areas needs to be further strengthened and an enabling environment created for the students to complete their education. The Rural School Strengthening Project sponsored by Asha Stanford is a means to this end. This project has been implemented in 3 Primary Schools at Netrambakkam, Palur and Zamin Endathur; 2 Middle Schools at Periya Venmani and Periya Velikadu; 1 High School at Zamin Endathur and 1 Higher Secondary School at Thiruvadhur. A total of 1723 students at these 6 schools are benefitting from the Project.

SCHOOL ENROLMENT FOR ACADEMIC YEAR 2016-17

The following table provides details about the school enrolment at these schools for the current academic year.

School	Boys	Girls	Total
Palur Primary School	18	7	25
Netrambakkam Primary School	12	17	29
Zamin Endathur Primary School	44	54	98
Periya Venmani Middle School	42	40	82
Periya Velikadu Middle School	59	56	115
Zamin Endathur High School	92	99	191
Thiruvadhur Higher Secondary School	617	566	1183
Total	884	839	1723

ACADEMIC ENGAGEMENTS

- Para-teachers placed at Palur, Netrambakkam, Zamin Endathur and Periya Venmani Schools for the primary sections supported the regular school teachers in taking lessons, monitored students on regularity, behaviour and personal hygiene, and maintained assessment cards.
- Four special subject teachers were placed at Thiruvadhur Higher Secondary School, 2 subject teachers at Zamin Endathur High School and one subject teacher at Periya Velikadu Middle School.
- The para-teachers got regular training on special education throughout the year. The learning from these were applied to work with children with special needs; during after-school tuitions for the students, there was a strong focus on slow learners of all classes were given special attention to strengthen basics and cope with lessons. Customised methods and activities suited to the needs of each child are used.
- During the board exams, special classes were conducted by the two para-teachers at Zamin Endathur High School for the students of class X. Refreshments were provided to the students during special classes held during Board Exams.
- Eligibility tests in Science, Social Science and Tamil were conducted at Periya Velikadu Middle School for the students of classes VI-VIII on March 6, 2017 to test if students are eligible to go to the next class.

PERFORMANCE IN BOARD EXAMINATIONS

At Zamin Endathur High School, 36 students of class X faced the State Board Examinations. At Thiruvadhur Higher Secondary School, 185 students of class X and 352 students of class XII faced the State Board Examinations in March 2017.

School	*Class*	*Pass Percentage 2015-16*	*Pass Percentage 2016-17*	*School First Mark*
Zamin Endathur High School	X	**89**	**100**	**451 (90.2%)**
Thiruvadhur Higher Secondary School	X	**80**	**83**	**451 (90.2%)**
	XII	77	**68.4**	**998 (83.2%)**

CLASS X PERFORMANCE

Subject	**Zamin Endathur High School**	**Thiruvadhur Higher Secondary School**
Tamil	72.83	85
English	59.88	87
Maths	56.86	95
Science	80	98
Social Science	84.75	96

CLASS XII PERFORMANCE

Subject	**Thiruvadhur Higher Secondary School**
Tamil	82
English	93
Physics	99
Chemistry	94
Biology	94
Maths	83
Botany	92
Zoology	84
Computer	91
History	69
Commerce	67

Economics	80
Accountancy	71

COMPUTER CLASSES

Computer classes were taken by computer teachers in the project-supported Primary and Middle Schools. Each class got one computer class per week. The students of class III were taught Paint, Notepad and WordPad. The students of class IV-V were taught MS Word, MS Excel and MS PowerPoint in addition to the above applications. The students of classes VI-VIII were taught all the aforementioned applications in addition to copying/moving files, creating folders, using pen drives, etc. Computer tests were conducted in the first week of April for all the students on portions taught over the academic year. Both theory and practical tests were conducted.

SPECIAL EDUCATION

To raise awareness about special education amongst our staff members, regular-part Special Education Workshops were conducted on Saturdays from September, 2016 onwards. Senior Special Educator, Ms. Janaki, conducted the sessions. Various forms of physical and mental disabilities, the indicators for these, teaching methodology and relevant goals for each disability were taught. The Government programs and incentives available to children with disabilities were discussed. From January onwards, the special educator conducted sessions along with the staff – screening students and identifying those with special needs and lessons plans were made and the project work with these children.

DRAWING CLASSES

The art teacher conducted classes at the project schools for primary and middle sections. Theme-based drawing competition was conducted at all the schools and the winners from these competed in a second-level competition held on March 29, 2017 at the Kalanjiyam Training Centre in Kalpat. A total of 30 students participated in the competition. 2 prizes each in the junior's category (class III-V) and senior's category (class VI-VIII) were awarded and all the participants were given consolation prizes.

ASER ASSESSMENTS

To understand the academic status and learning levels of the students of the primary project schools, ASER Assessments were conducted. All students of classes III-V were assessed in the areas of Tamil, English and Numeracy. The baseline survey was conducted on September 15, 2016. A midline survey conducted on February 2, 2017. The end-line survey was conducted on March 23, 2017. At total of 157 students were assessed across the schools.

		Class III					Class IV					Class V				
		In Percentage														
		ZEPS	PVMS	PPS	NPS	VMS	ZEPS	PVMS	PPS	NPS	VMS	ZEPS	PVMS	PPS	NPS	VMS
Tamil	Beginner Level (Cannot Read Letters)	0	0	0	0	0	8.3	0	0	0	0	0	0	0	0	0
	Can only Read Letters	0	0	0	0	0	0	0	0	0	0	0	0	0	0	0
	Can only Read Letters and Words	0	0	0	0	0	0	0	0	0	0	0	0	0	0	0
	Can Read only Letters, Words and Paragraph	0	0	0	0	0	0	0	0	0	0	0	0	0	0	0
	Can Read all up to Story Level	100	100	100	100	100	91.7	100	100	100	100	100	100	100	100	100
	Total No. of Students Assessed	19	7	4	7	11	24	9	6	10	10	18	6	6	8	13
English	Beginner Level (Cannot Read Letters)	0	0	0	0	0	8.3	0	0	0	0	0	0	0	0	0
	Can only Read Letters	0	0	0	0	0	0	0	0	0	0	11.1	0	0	0	0
	Can only Read Letters and Words	0	0	0	0	0	8.3	0	0	0	0	0	0	0	0	0
	Can Read only Letters, Words and Paragraph	0	0	25	0	0	4.2	0	0	0	0	0	0	0	0	0
	Can Read all up to Story Level	100	100	75	100	100	79.2	100	100	100	100	88.9	100	100	100	100
	Total No. of Students Assessed	19	7	4	7	11	24	9	6	10	10	18	6	6	8	13

Numeracy	Beginner Level (Cannot Identify Single Digit Numbers)	0	0	0	0	0	8.3	0	0	0	0	0	0	0	0	0
	Can only identify numbers 0-9	0	0	0	0	0	0	0	0	0	0	0.0	0	0	0	0
	Can only identify numbers from 0-99	0	0	0	0	0	4.2	0	0	0	0	11.1	0	0	0	0
	Can only identify numbers 0-99 and do addition	0	0	0	0	0	0	0	0	0	0	0	0	0	0	0
	Can only identify numbers 0-99, do addition and subtraction	100	100	100	100	100	4.2	0	0	0	0	0	0	0	0	0
	Can identify numbers 0-99, do addition, subtraction and multiplication	NA	NA	NA	NA	NA	4.2	0	0	0	0	0	0	0	0	0
	Can do all of above and division	NA	NA	NA	NA	NA	79.2	100	100	100	100	88.9	100	100	100	100
	Total No. of Students Assessed	19	7	4	7	11	24	9	6	10	10	10	6	6	8	13

ZEPS: Zamin Endathur Primary School; PVMS: Periya Venmani Middle School; PPS: Palur Primary School; NPS: Netrambakkam Primary School; VMS: Periya Velikadu Middle School;

*Special Children

Note: Since multiplication and division sums become part of the curriculum only from class IV onwards, the students of class III were not assessed in multiplication and division.

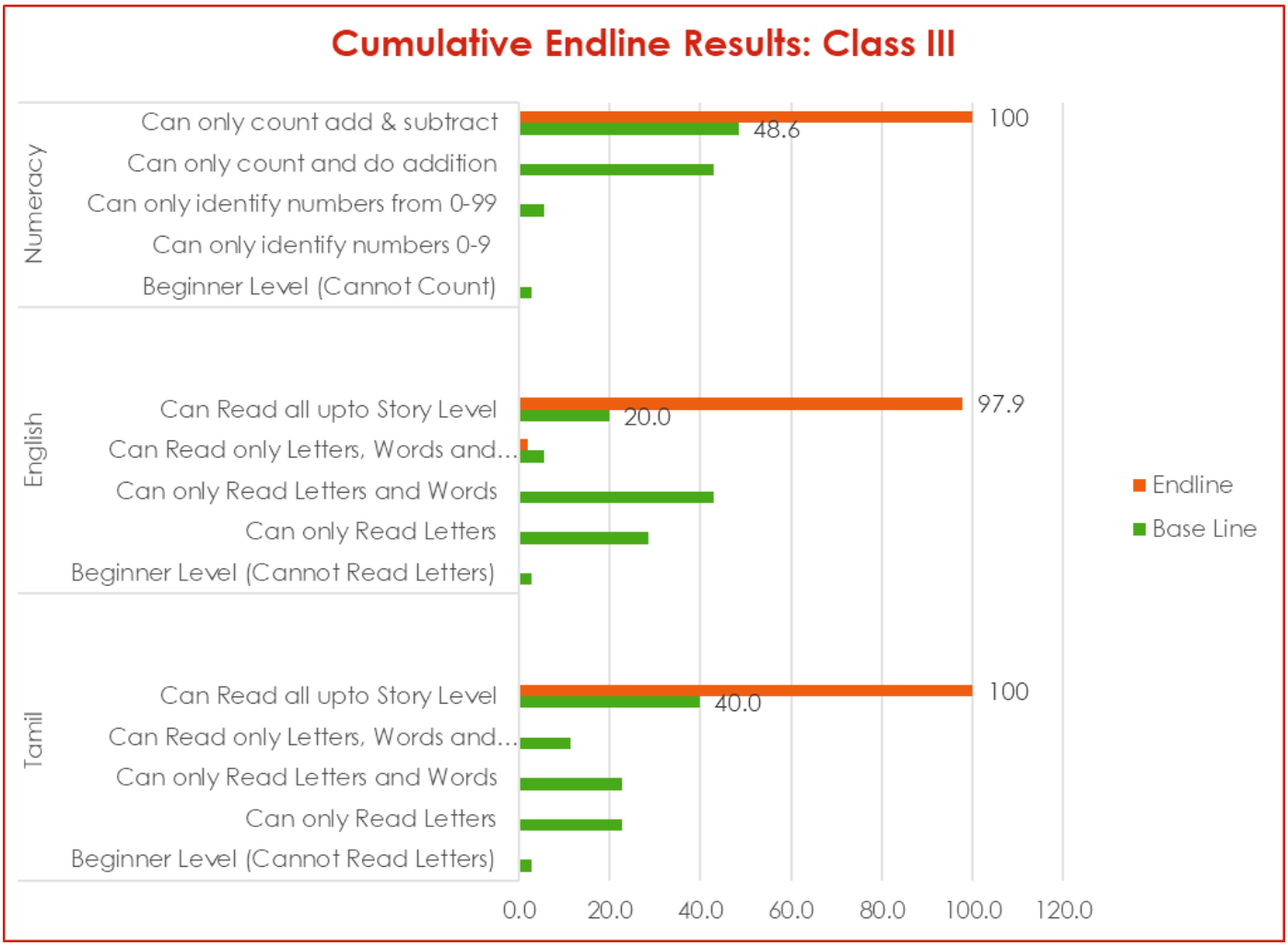

Class III students across the project schools have shown great improvement in all indicators. As seen in the diagram above, all students of class III across the project schools can now read up to story level in Tamil which was only 40% in the baseline assessment conducted in September 2016. 97.9% of class III students from all project schools can now read all up to story level with fluency in English. This has increased from a mere 20% in the baseline. The percentage of students across project schools who can now count and do addition and subtraction has increased from 48.6% to 100%. None of the students are at the beginner level in comparison to the baseline assessment.

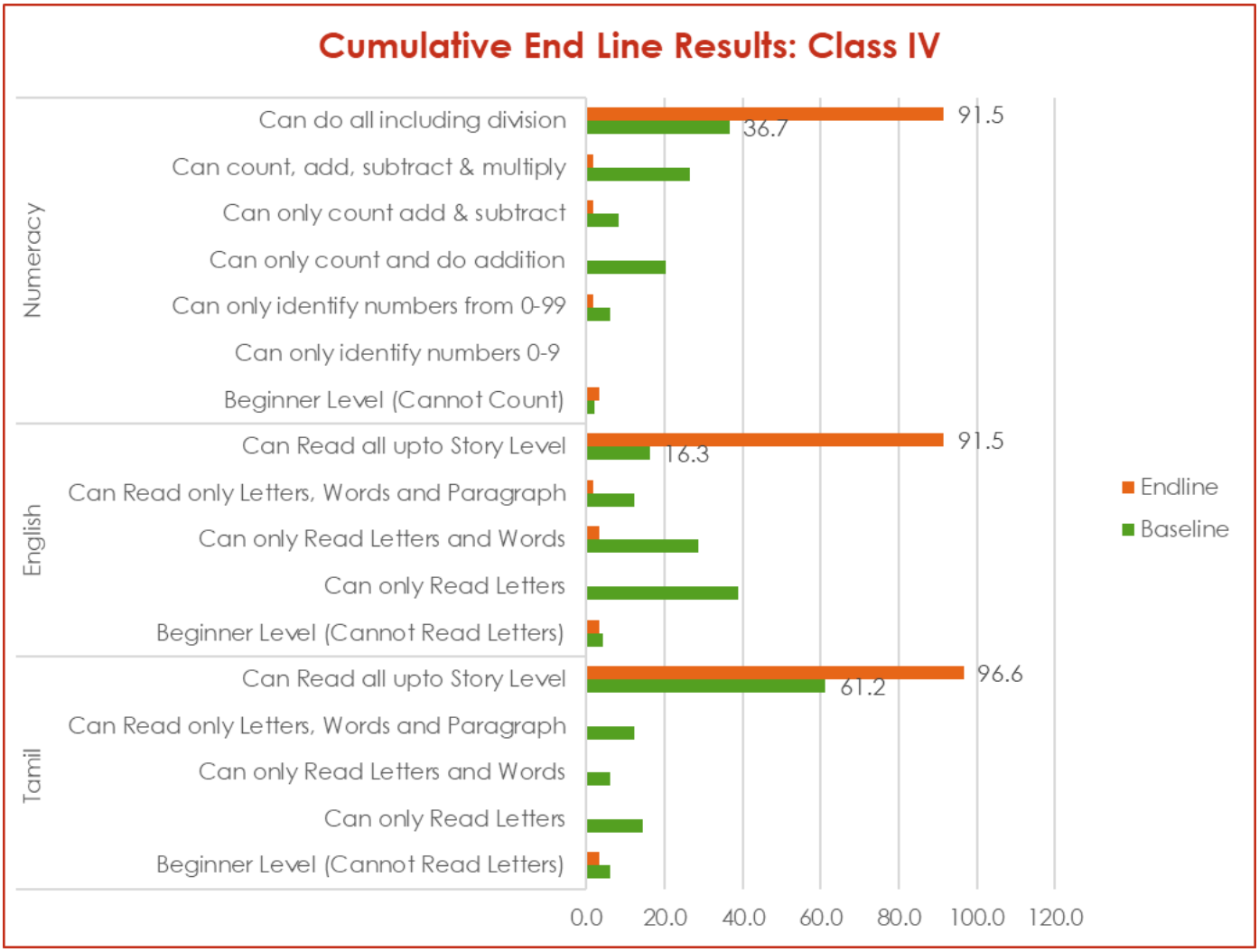

Class IV students across the project schools have shown good progress in all indicators barring the special children. In Tamil, 96.6% of the students assessed can read up to story level fluently as per the findings of the end line assessment. In comparison, only 61.2% of the students could read fluently up to story level in Tamil. In English reading, there has been tremendous improvement among students. From 16.3% of students who could read fluently in English during the baseline assessment, now 91.5% of students could read fluently in English up to story level. There are no students in the beginner or letters only level except the two special children. In the baseline assessment, it was found that only 36.7% of the students assessed could do all: count, add, subtract, multiply and divide. All others could not do division and a few students were also in the number identification level. In the end line assessment, it was found that 91.5% of the students do all from counting up to division.

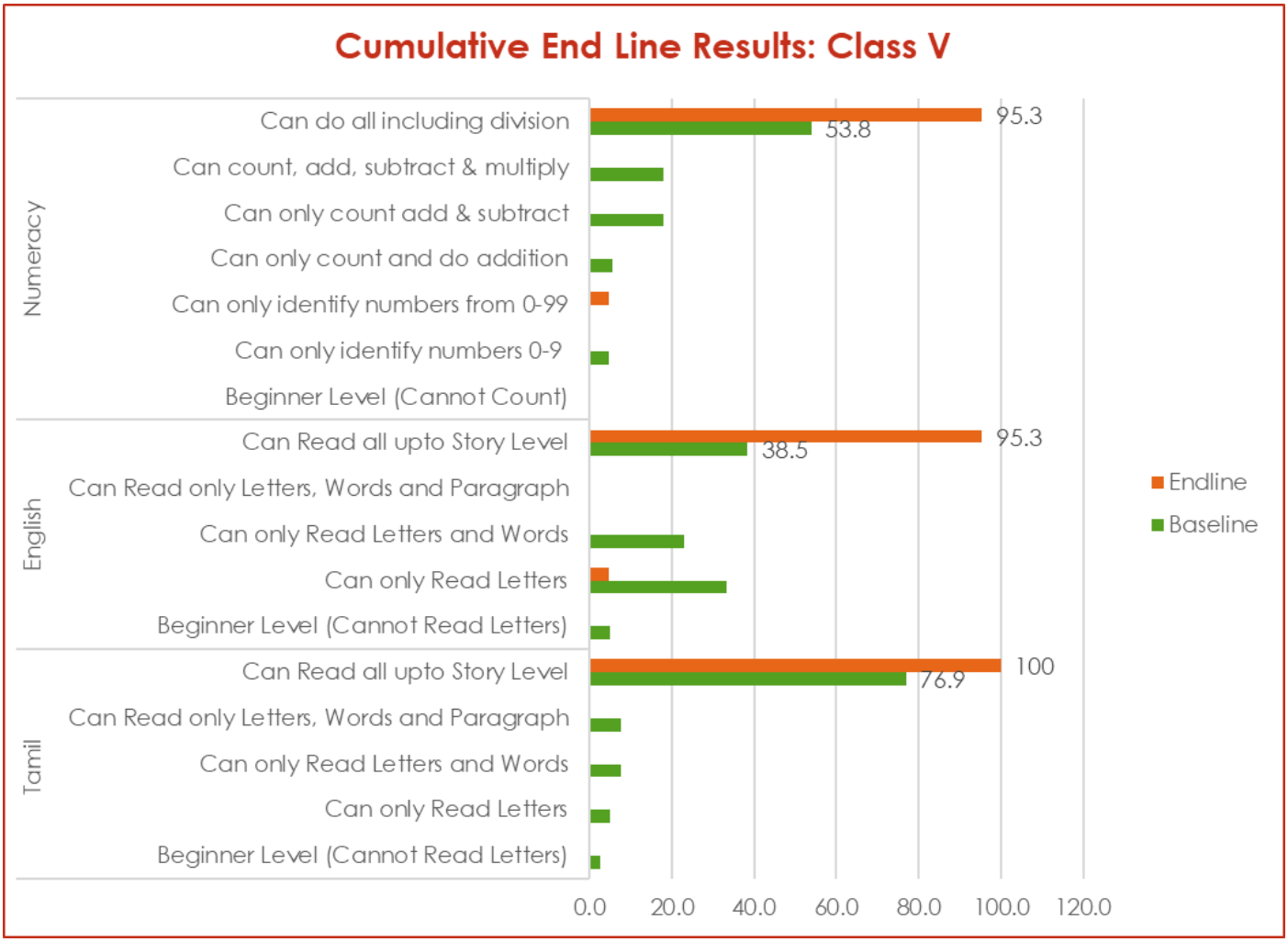

Great improvement has been observed in all indicators among the class V students of across all schools. In Tamil reading, all the students have attained fluency and can now read up to story level. There were some students in the beginner level during the baseline assessment, but now even they can read with fluency in Tamil. As far as English reading is concerned, from 38.5% of the students during the baseline survey, 95.3% of the students can read English fluently up to story level now. The students who were at beginner level too can identify letters now. Numeracy too has seen progress. During the baseline assessment, only 53.8% of the students assessed could do all: count, add, subtract, multiply and divide. This has risen to 95.3% of the students assessed in the end line assessment. The students who could only count from 0 to 9 during the baseline assessment, can now count up to 99.

COMPETITIONS

To bring out the latent talent and potential of the students, various competitions were organised over the course of the year. Following are the details of the same.

Competition	Details	Number of Participants	Number of Prizes
Extempore Speech	Organised to help students overcome stage fear and encourage them to speak confidently on any given topic. Students were given a topic on the spot and asked to speak about it.	Organised for classes III-V at each of the schools.	2 Prizes per school Total: 8 Prizes
Story Telling	Organised to encourage story telling skill of the students.	ZEPS: 61 PVMS: 58 PPS: 16 NPS: 23	2 Prizes per school Total: 8 Prizes
Spelling Game	Organised in English as a written competition to make students learn as many new English words as possible.		2 Prizes per school Total: 8 Prizes
Memory Game	Organised to test and improve the memory power of the students. Many items were arranged on the table. The students were asked to see the things and come out of the class. They were then asked to list down as things as they remembered onto a piece of paper. Those students who remembered the highest number of things were adjudged winners.		2 Prizes per school Total: 8 Prizes
Water filling Game	In this race, the students should fill water in their container on the other end by carrying water in their hands from one end of the ground.	Organised for Classes I-II at each school. ZEPS: 37 PVMS: 11 PPS: 9 NPS: 6	2 Prizes per school Total: 8 Prizes
Running Race			2 Prizes per school Total: 8 Prizes
Lemon and Spoon Race			2 Prizes per school Total: 8 Prizes
Water Race	For classes I-II	NPS: 6 PPS: 9 VMS: 7	2 prizes per competition per school
Lemon and spoon Race	For class III-V	NPS: 23 PPS: 16	
Musical Chair	For classes I-II at Zamin Endathur Primary School and for classes III-V at Periya Velikadu Middle School	ZEPS: 37 VMS: 34	
Running Race	For classes III-V	ZEPS: 61	

Teachers have given very positive feedback about the competition and feel that the students are more active these days due to the competitions. They enthusiastically and energetically participate in the outdoor activities like games and races. Otherwise, they spend most part of the day in the indoors.

The children shared that all these games and competitions are new experiences for them. They admit to feeling more motivated and engage with great enthusiasm in the competitions.

The project staff have observed that the students are so involved in the activities that they discuss about the competitions for days. It has also been observed that the leadership qualities and competitiveness is developing in students. They are taking interest and readying themselves for the competitions. Slow learners have won many prizes especially in the sports-based games. Participate enthusiastically especially since its outdoor games. They don't show as much interest in indoor activities.

ADOLESCENT MEETING

Adolescent Meetings were conducted for the girl students of classes VI-IX of Periya Velikadu and Periya Venmani Middle Schools and in Thiruvadhur Higher Secondary school. The sessions were planned based on a request from the school teachers who complained that the girl students were unaware of good personal hygiene practices especially about menstrual hygiene. More than 100 students participated in these meetings.

These sessions were conducted by the two Kalanjiyam Nurses who raised awareness about personal hygiene, menstruation and menstrual hygiene, dengue, chikungunya and first aid practices. The students gave positive feedback about the session and said they have become more aware. They have themselves requested for a follow up every 2 months since they will be able to clarify any doubts.

MATERIAL NEEDS FULFILLED

- Zamin Endathur Primary School was provided with one computer to replace the existing computer which was not in working condition.
- Considering the higher student strength of Periya Venmani Middle School, the school was supported with an additional computer.
- At the Zamin Endathur after-school tuitions, annual day was celebrated on March 4, 2017. 15 of the students were awarded by the project during the celebrations.

HEALTH AND SANITATION

Health camps were conducted for students of all the project schools except Thiruvadhur Higher Secondary School. During the health camp the children were screened for basic vitals, health problems and provided counselling and over the counter medicines where required. Students who were found nutritionally challenged were given supplements and parents of these children were also counselled through home visits.

One sanitation worker each has been placed in Periya Velikadu Middle School, Periya Venmani Middle School, Netrambakkam Primary School, Zamin Endathur Primary School and Zamin Endathur High School for the maintenance of the toilets.

SUCCESS STORIES

Fifteen-year-old Prema of Zamin Endathur High School lives in Zamin Endathur with her family of 6 members. She is the youngest child of daily wage labourers, Ravi and Parimala. Her siblings- 2 elder brothers and one elder sister, have completed their class XII and are engaged in daily wage and seasonal labour too. The family finds it very difficult to make ends meet even with the collective income of 5 members. To add to the woes, her father is an alcoholic. He comes home drunk every day and picks a fight with the family members and engages in violent behaviour. All this piled on and Prema, who was already a slow learner, could not concentrate on her studies.

Kalanjiyam has been engaging with Prema for four years. She is a beneficiary of the after-school tuitions and special attention of our para-teachers. Despite efforts and attention, as mentioned earlier, she could not concentrate on her studies owing to her home environment not being conducive to studying. She was also very irregular to school. In her class X half-yearly examinations, she could not pass even in one of the subjects. Since class X in an important milestone in one's education and based on suggestion from the school, the project staff gave her personalised attention in the classroom as well as after-school tuitions. The staff counselled her to ensure she attended school regularly and that she concentrated on her studies. The Kalanjiyam staff also called her home and made her study for a few hours in the morning and evening. As a result of this care and effort, she scored 57.8% (289 out of 500) in her Board Examinations.

Subject	**Marks in Half-Yearly Examinations**	**Marks in Board Examinations**
Tamil	29	49
English	25	59
Maths	25	52
Science	30	48
Social Science	33	81
Total	**142**	**289**
Percentage (35 is pass percentage)	**28.4%**	**57.8%**

ASHA-Stanford Rural School Strengthening Project Budget - June 2016- May 2017		**Expenditure**
Drawing master -	6000 for 11 months	66000
Para teacher salary and welfare (4 para-teachers)	4500 per month for 12 months	216000.00
Computer Teacher (1)	4500/m	54000
After school Tuition program for three primary schools 1000/ school for 11 months	1000/school for 3 schools	30000
Four special subject teachers for Thiruvadhur Higher Secondary School (4) , at the current salary structure as in 2014-15 (part support to school)	5000/teacher for 11 mos	200000
Two Special subject school teachers from Zamin Endathur High School (2) at same salary structure as current year 2014-15	5000/teacher for 11 mos	110000.00
Special subject teacher for Periya Velikadu Middle School, inclusive of transport	6000/ per month salary and transportation	66000
Note books and study guides (Rs. 100 / student);	Rs. 100 /student	29000
Additional Activities budget		
Mentoring, and Career counseling for 10th-12th students; part cost for purchase of materials, handouts for conducting sessions	2500/ per month	10000
Special Education and support slow learners program for working with children with delays	15,000/ for six months	30000
Prizes and competitions (for different types of competitions for primary and secondary schools including - Math, spelling, essay, handwriting, Tidy stars, Annual sports meet, oratorical competition, reading sessions etc.	Average of 2200 per type of competition	27500
Materials and conducting Science exhibition in middle schools		7500
Summer camp for two to three schools	Average of 60 Rs. Per student for 300 students	16000
Books and newspapers for reading / library in all primary and middle schools	Rs. 5000 per school	15000
Total budget requested	**983,000.00**	**877,000.00**
Balance carried over from 2015-16	**79,500.00**	
Amount of Fund received October 2016	904,000.00	
Balance in Hand as of June 2017	106,000.00	

SUN MON TUE WED THU FRI SAT
1 2 3 4
5 6 7 8 9 10 11
12 13 14 15 16 17 18
19 20 21 22 23 24 25
26 27 28

11x9=99
12x9=108
13x9=117
14x9=126
15x9=135

Happy Pongal

முழு சுத்திகரிப்பு
திண்ம கழிவு
திடக்கழிவு

சரிவிகித உணவு

ENGLISH
Derivatives - Thing
Source or root
Word
Meaning
Parts of speech
Derivative
1. Explore
To travel in a search of new things
Verb
Exploration
2. Adventure
An undertaking involving risk
Noun
Adventurous (adj)
3. Astronomy
The science that deals with
Noun
Astronomical (adj)
Astronomous (noun)
Gravitational (adj)
(noun)
Universal (adj)

fear
loanly
love
loose
lose
cost
choose
change
challenge
Charity
champion
கண் EYE
காது EAR
மூக்கு NOSE
நாக்கு TONGUE